



**MARINA**

SECRETARÍA DE MARINA



ADMINISTRACIÓN DEL SISTEMA  
PORTUARIO NACIONAL

**MARINA**

# Puerto de Veracruz

**DATOS ESTADÍSTICOS DEL MOVIMIENTO DE CARGA  
ENERO-NOVIEMBRE 2022**



## INDICE

---

| SECCIONES.....   | Página(s) |
|--|-----------|
| I. Resumen y comentarios   |           |
| Resumen de buques, carga y productividad, comparativos 2021-2022.....  | 5         |
| Resumen mensual de buques y carga, comparativos 2021-2022.....   | 5.1       |
| Comentarios.....   | 6-8       |
| II. Movimiento acumulado de carga  |           |
| Tipo de carga por muelle.....  | 11        |
| Tipo de carga por cesionaria.....  | 12        |
| Tipo de carga por cesionaria (comparativo 2021-2022).....  | 12.1      |
| Trafico por tipo de carga.....   | 13        |
| Contenedores por empresa cesionaria y/o terminal.....  | 14        |
| III. Comparativos 2021-2022  |           |
| Del movimiento mensual de carga y buques.....  | 16        |
| Del movimiento mensual de contenedores.....  | 17        |
| Del rendimiento (ton/hb y t/hg) por tipo de carga.....   | 18        |
| De las principales características de los buques atendidos por tipo de carga (TRB, eslora, estadía, etc.)..... | 19        |
| De los productos significantes de importación.....   | 20.1-20.2 |
| De los productos significantes de exportación y cabotaje.....  | 21        |

---

## INDICE

---

| SECCIONES.....   | Página(s) |
|--|-----------|
| IV. Gráficas   |           |
| Movimiento por tipo de carga, comparativo 2021-2022 .....                        | 23        |
| Comparativos de buques y tonelajes por empresas cesionarias y/o terminales ..... | 24        |
| Ocupación de muelles 2021-2022.....  | 25        |
| Tiempos y causas de espera de buques en zona de fondeo.....                      | 26        |
| Estadía total de buques en puerto.....   | 27        |
| V. Servicios de remolque, fondeo y relación de buques atendidos en el mes.       |           |
| Servicios de remolque .....  | 28        |
| Tiempos de fondeo de buques por tipo de carga .....                              | 29        |
| Relación de buques operados en el mes.....                                       | 30.1-30.3 |
| Directorio.....  | 31        |

---



**MARINA**  
SECRETARÍA DE MARINA



ADMINISTRACIÓN DEL SISTEMA  
PORTUARIO NACIONAL  
**MARINA**

## I. RESUMEN.

**DATOS ESTADÍSTICOS DEL MOVIMIENTO DE CARGA, ENERO-NOVIEMBRE 2022**

**Correspondiente al mes de noviembre-2022**
**y acumulados**

| CONCEPTO                               | MES DEL REPORTE  | MISMO MES DEL AÑO ANTERIOR | %           | MES INMEDIATO ANTERIOR | %            | ACUMULADOS        |                   | %          |
|--|------------------|----------------------------|-------------|------------------------|--------------|-------------------|-------------------|------------|
|  | noviembre - 2022 | noviembre - 2021           |             | octubre - 2022         |              | Enero - noviembre | 2022              |            |
| <b>Por tipo de tráfico (Ton)</b>       | <b>2,809,819</b> | <b>2,374,744</b>           | <b>18.3</b> | <b>2,947,117</b>       | <b>-4.7</b>  | <b>31,416,846</b> | <b>29,433,839</b> | <b>6.7</b> |
| Importación                            | 2,140,741        | 1,749,548                  | 22.4        | 2,264,044              | -5.4         | 23,529,890        | 22,822,807        | 3.1        |
| Exportación                            | 435,000          | 497,139                    | -12.5       | 532,465                | -18.3        | 5,753,235         | 5,468,065         | 5.2        |
| Transbordo                             | 22,198           | 30,504                     | -27.2       | 32,356                 | -31.4        | 715,280           | 731,481           | -2.2       |
| Cabotaje                               | 211,880          | 97,553                     | 117.2       | 118,251                | 79.2         | 1,418,441         | 411,485           | 244.7      |
| <b>Por tipo de carga (ton)</b>         | <b>2,809,819</b> | <b>2,374,744</b>           | <b>18.3</b> | <b>2,947,117</b>       | <b>-4.7</b>  | <b>31,416,846</b> | <b>29,433,839</b> | <b>6.7</b> |
| Carga general suelta                   | 257,763          | 134,678                    | 91.4        | 228,210                | 12.9         | 2,318,942         | 1,793,650         | 29.3       |
| Contenerizada                          | 803,802          | 829,886                    | -3.1        | 998,009                | -19.5        | 10,075,479        | 10,222,229        | -1.4       |
| Granel Mineral                         | 505,863          | 204,187                    | 147.7       | 299,261                | 69.0         | 4,559,148         | 3,644,021         | 25.1       |
| Granel Agrícola                        | 563,146          | 599,744                    | -6.1        | 692,338                | -18.7        | 6,743,641         | 6,651,017         | 1.4        |
| Fluidos no petroleros                  | 58,540           | 81,186                     | -27.9       | 74,297                 | -21.2        | 847,481           | 783,754           | 8.1        |
| Hidrocarburos                          | 508,224          | 432,039                    | 17.6        | 519,533                | -2.2         | 5,565,043         | 5,085,286         | 9.4        |
| Vehículos (toneladas)                  | 112,480          | 93,024                     | 20.9        | 135,468                | -17.0        | 1,307,113         | 1,253,882         | 4.2        |
| <b>ARRIBOS</b>                         | <b>181</b>       | <b>146</b>                 | <b>24.0</b> | <b>192</b>             | <b>-5.7</b>  | <b>1,973</b>      | <b>1,851</b>      | <b>6.6</b> |
| Movimiento comercial                   | 169              | 128                        | 32.0        | 178                    | -5.1         | 1,765             | 1,693             | 4.3        |
| Petroleros                             | 12               | 18                         | -33.3       | 14                     | -14.3        | 208               | 158               | 31.6       |
| <b>CONTENEDORES (TEUS) Por tráfico</b> | <b>89,788</b>    | <b>88,710</b>              | <b>1.2</b>  | <b>112,925</b>         | <b>-20.5</b> | <b>1,086,487</b>  | <b>1,066,781</b>  | <b>1.8</b> |
| Importación                            | 44,663           | 44,793                     | -0.3        | 56,442                 | -20.9        | 554,888           | 547,968           | 1.3        |
| Exportación                            | 45,125           | 43,917                     | 2.8         | 56,483                 | -20.1        | 531,599           | 518,813           | 2.5        |
| <b>(TEUS) Por terminal</b>             |                  |                            |             |                        |              |                   |                   |            |
| Especializada ICAVE                    | 81,038           | 83,598                     | -3.1        | 101,790                | -20.4        | 995,298           | 998,929           | -0.4       |
| Convencional CICE                      | 8,750            | 5,112                      | 71.2        | 11,135                 | -21.4        | 91,189            | 67,852            | 34.4       |
| <b>Vehículos (unidades)</b>            | <b>69,610</b>    | <b>56,510</b>              | <b>23.2</b> | <b>83,649</b>          | <b>-16.8</b> | <b>794,147</b>    | <b>755,890</b>    | <b>5.1</b> |
| Importación                            | 27,274           | 18,513                     | 47.3        | 26,026                 | 4.8          | 274,206           | 242,510           | 13.1       |
| Exportación                            | 42,336           | 37,997                     | 11.4        | 57,623                 | -26.5        | 519,941           | 513,380           | 1.3        |
| <b>Productividad (Ton/hbo)</b>         |                  |                            |             |                        |              |                   |                   |            |
| Carga general suelta                   | 228              | 179                        | 27.1        | 142                    | 59.9         | 174               | 286               | -39.1      |
| Granel agrícola (Especializado)        | 381              | 604                        | -36.8       | 334                    | 14.0         | 467               | 479               | -2.4       |
| Granel agrícola (Convencional)         | 194              | 199                        | -2.7        | 150                    | 29.1         | 168               | 210               | -20.3      |
| Granel mineral                         | 305              | 370                        | -17.5       | 286                    | 6.6          | 318               | 342               | -7.1       |
| Otros fluidos                          | 249              | 306                        | -18.6       | 263                    | -5.5         | 257               | 291               | -11.5      |
| Hidrocarburos                          | 711              | 586                        | 21.3        | 610                    | 16.6         | 551               | 457               | 20.7       |
| Contenedores (Especializado)*          | 69               | 89                         | -22.3       | 76                     | -9.8         | 85                | 92                | -7.5       |
| Contenedores (Convencional)*           | 28               | 21                         | 31.5        | 26                     | 6.5          | 27                | 30                | -8.5       |
| Automóviles**                          | 95               | 94                         | 1.6         | 90                     | 6.2          | 93                | 104               | -10.5      |

\* Contenedores en Cajas/hora-buque en operación

\*\* Automóviles en unidades/hora-buque en operación

**ADMINISTRACIÓN DEL SISTEMA PORTUARIO NACIONAL VERACRUZ, S.A. DE C.V.**

 GERENCIA DE OPERACIONES  
 SUBGERENCIA DE OPERACIONES Y ALMACENES  
 DEPARTAMENTO DE ESTADÍSTICA  
 MOVIMIENTO PORTUARIO MENSUAL

| CONCEPTO   | ENE              | FEB              | MAR              | ABR              | MAY              | JUN              | JUL              | AGO              | SEP              | OCT              | NOV              | DIC      | ACUM 2022         | ACUM 2021         | % 2022/2021 |
|--|------------------|------------------|------------------|------------------|------------------|------------------|------------------|------------------|------------------|------------------|------------------|----------|-------------------|-------------------|-------------|
| <b>MOVIMIENTO DE CARGA POR TIPO DE TRÁFICO (TONELADAS)</b> |                  |                  |                  |                  |                  |                  |                  |                  |                  |                  |                  |          |                   |                   |             |
| Importación  | 1,874,842        | 1,787,617        | 2,268,695        | 2,121,988        | 2,274,892        | 2,333,561        | 2,146,047        | 2,316,571        | 2,000,894        | 2,264,044        | 2,140,741        | 0        | 23,529,890        | 22,822,807        | 3.1%        |
| Exportación  | 484,080          | 497,312          | 633,452          | 542,370          | 607,823          | 557,278          | 417,917          | 598,788          | 446,750          | 532,465          | 435,000          | 0        | 5,753,235         | 5,468,065         | 5.2%        |
| Transbordo   | 158,634          | 77,555           | 82,928           | 58,409           | 80,708           | 72,875           | 52,639           | 42,773           | 34,207           | 32,356           | 22,198           | 0        | 715,280           | 731,481           | -2.2%       |
| Cabotaje   | 75,652           | 92,937           | 161,828          | 154,063          | 106,855          | 98,786           | 148,567          | 135,162          | 114,459          | 118,251          | 211,880          | 0        | 1,418,441         | 411,485           | 244.7%      |
| <b>TOTAL</b>   | <b>2,593,207</b> | <b>2,455,421</b> | <b>3,146,903</b> | <b>2,876,830</b> | <b>3,070,278</b> | <b>3,062,500</b> | <b>2,765,170</b> | <b>3,093,294</b> | <b>2,596,309</b> | <b>2,947,117</b> | <b>2,809,819</b> | <b>0</b> | <b>31,416,846</b> | <b>29,433,839</b> | <b>6.7%</b> |
| <b>MOVIMIENTO POR TIPO DE CARGA (TONELADAS)</b>            |                  |                  |                  |                  |                  |                  |                  |                  |                  |                  |                  |          |                   |                   |             |
| Carga general suelta                                       | 163,472          | 167,459          | 148,174          | 226,714          | 190,549          | 204,794          | 188,658          | 304,991          | 238,160          | 228,210          | 257,763          | 0        | 2,318,942         | 1,793,650         | 29.3%       |
| Contenerizada  | 891,249          | 811,077          | 1,027,460        | 802,326          | 989,880          | 1,041,897        | 892,884          | 979,586          | 837,309          | 998,009          | 803,802          | 0        | 10,075,479        | 10,222,229        | -1.4%       |
| Granel Mineral   | 339,697          | 319,179          | 530,767          | 550,522          | 561,801          | 519,145          | 332,022          | 289,961          | 310,929          | 299,261          | 505,863          | 0        | 4,559,148         | 3,644,021         | 25.1%       |
| Granel Agrícola  | 535,023          | 614,487          | 657,806          | 647,576          | 623,761          | 567,937          | 498,108          | 793,186          | 550,272          | 692,338          | 563,146          | 0        | 6,743,641         | 6,651,017         | 1.4%        |
| Fluidos no petroleros                                      | 91,331           | 73,918           | 110,876          | 38,769           | 93,475           | 82,854           | 92,942           | 68,619           | 61,861           | 74,297           | 57,521           | 0        | 846,462           | 783,754           | 8.0%        |
| Hidrocarburos  | 474,063          | 382,765          | 559,468          | 455,310          | 469,914          | 532,380          | 654,026          | 527,751          | 481,610          | 519,533          | 509,243          | 0        | 5,566,062         | 5,085,286         | 9.5%        |
| Vehículos  | 98,370           | 86,535           | 112,354          | 155,613          | 140,898          | 113,494          | 106,531          | 129,200          | 116,170          | 135,468          | 112,480          | 0        | 1,307,113         | 1,253,882         | 4.2%        |
| <b>TOTAL</b>   | <b>2,593,207</b> | <b>2,455,421</b> | <b>3,146,903</b> | <b>2,876,830</b> | <b>3,070,278</b> | <b>3,062,500</b> | <b>2,765,170</b> | <b>3,093,294</b> | <b>2,596,309</b> | <b>2,947,117</b> | <b>2,809,819</b> | <b>0</b> | <b>31,416,846</b> | <b>29,433,839</b> | <b>6.7%</b> |
| <b>EMBARCACIONES ATENDIDAS POR TIPO DE CARGA</b>           |                  |                  |                  |                  |                  |                  |                  |                  |                  |                  |                  |          |                   |                   |             |
| Carga general suelta                                       | 16               | 19               | 15               | 27               | 22               | 20               | 15               | 25               | 18               | 22               | 30               | 0        | 229               | 198               | 15.7%       |
| Contenerizada  | 46               | 48               | 55               | 47               | 53               | 59               | 56               | 57               | 49               | 62               | 52               | 0        | 584               | 597               | -2.2%       |
| Granel Mineral   | 20               | 19               | 29               | 31               | 32               | 31               | 24               | 22               | 17               | 20               | 25               | 0        | 270               | 179               | 50.8%       |
| Granel Agrícola  | 17               | 19               | 19               | 19               | 21               | 17               | 18               | 22               | 14               | 23               | 17               | 0        | 206               | 214               | -3.7%       |
| Fluidos no petroleros                                      | 16               | 14               | 22               | 8                | 16               | 15               | 18               | 11               | 12               | 16               | 13               | 0        | 161               | 152               | 5.9%        |
| Hidrocarburos  | 21               | 19               | 23               | 22               | 20               | 23               | 30               | 23               | 24               | 22               | 20               | 0        | 247               | 236               | 4.7%        |
| Vehículos  | 27               | 17               | 25               | 28               | 28               | 24               | 24               | 26               | 26               | 27               | 24               | 0        | 276               | 275               | 0.4%        |
| <b>TOTAL</b>   | <b>163</b>       | <b>155</b>       | <b>188</b>       | <b>182</b>       | <b>192</b>       | <b>189</b>       | <b>185</b>       | <b>186</b>       | <b>160</b>       | <b>192</b>       | <b>181</b>       | <b>0</b> | <b>1,973</b>      | <b>1,851</b>      | <b>6.6%</b> |
| <b>CONTENEDORES (TEUS)</b>                                 |                  |                  |                  |                  |                  |                  |                  |                  |                  |                  |                  |          |                   |                   |             |
| ICAVE  | 85,059           | 75,338           | 97,404           | 75,260           | 104,218          | 100,780          | 93,049           | 96,967           | 84,395           | 101,790          | 81,038           | 0        | 995,298           | 998,929           | -0.4%       |
| CICE   | 6,827            | 7,419            | 6,662            | 7,472            | 5,339            | 8,742            | 8,868            | 10,674           | 9,301            | 11,135           | 8,750            | 0        | 91,189            | 67,852            | 34.4%       |
| <b>TOTAL</b>   | <b>91,886</b>    | <b>82,757</b>    | <b>104,066</b>   | <b>82,732</b>    | <b>109,557</b>   | <b>109,522</b>   | <b>101,917</b>   | <b>107,641</b>   | <b>93,696</b>    | <b>112,925</b>   | <b>89,788</b>    | <b>0</b> | <b>1,086,487</b>  | <b>1,066,781</b>  | <b>1.8%</b> |
| <b>VEHÍCULOS</b>   |                  |                  |                  |                  |                  |                  |                  |                  |                  |                  |                  |          |                   |                   |             |
| Importación  | 20,560           | 16,080           | 24,492           | 27,111           | 32,466           | 23,304           | 27,226           | 24,451           | 25,216           | 26,026           | 27,274           | 0        | 274,206           | 242,510           | 13.1%       |
| Exportación  | 40,642           | 36,486           | 41,230           | 64,335           | 55,116           | 45,758           | 38,371           | 52,755           | 45,289           | 57,623           | 42,336           | 0        | 519,941           | 513,380           | 1.3%        |
| <b>TOTAL</b>   | <b>61,202</b>    | <b>52,566</b>    | <b>65,722</b>    | <b>91,446</b>    | <b>87,582</b>    | <b>69,062</b>    | <b>65,597</b>    | <b>77,206</b>    | <b>70,505</b>    | <b>83,649</b>    | <b>69,610</b>    | <b>0</b> | <b>794,147</b>    | <b>755,890</b>    | <b>5.1%</b> |

## Comentarios

### I. MOVIMIENTO DE CARGA DURANTE EL PERIODO ENERO-NOVIEMBRE DE 2022.

Durante el periodo enero-noviembre de 2022 se registró un movimiento **total** de carga de **31'416,846** toneladas, esto es 6.7% más que en el mismo periodo de 2021; y se atendieron 1,973 embarcaciones, 6.6% más que en el mismo periodo de 2021.

#### **Clasificando el movimiento por tipo de carga se tiene que:**

- La **carga general suelta** (sin incluir vehículos) alcanzó un total de **2'318,942** toneladas, 29.3% más que el registrado en enero-noviembre de 2021. Se registran incrementos en la importación de aluminio 114.6% y maquinaria 133.1%; y en la exportación de acero 53.8%, y tubo de acero 27.8%.
- Los **vehículos automotores** registran un total de **1'307,113 toneladas** con un incremento de 4.2%. Este mismo movimiento alcanzó un total de **794,147 unidades**, resultando en un aumento del 5.1%. Por tipo de tráfico, las importaciones de autos aumentaron en 13.1%, y las exportaciones crecen el 1.3%.
- En cuanto a la **carga contenerizada**, se movieron **10'075,479 toneladas** (incluyendo el transbordo), esto es, un 1.4% menos que el manejado en enero-noviembre de 2021; a su vez, este movimiento medido en TEUS alcanza un total de **1'086,487 TEUS**, registrando un incremento del 1.8%, con relación al mismo periodo de 2021.
- En **graneles minerales** se alcanzaron **4'559,148** toneladas, registrando un incremento del 25.1% con respecto al mismo periodo de 2021. En importación, aumentan el pet-coke con 11.0%; mientras que en tráfico de cabotaje se registra un volumen de 1'247,527 toneladas de piedra de balasto para las obras del Tren Maya, y alcanzando al mes de noviembre de 2022 un total de 1'499,374 toneladas desde que inició el proyecto en julio de 2021.
- Los **graneles agrícolas** registran un total de **6'743,641** toneladas, movimiento superior al del mismo periodo de 2021 en 1.4%. Se registran aumentos en la importación de diversos productos como el maíz con 7.9%, trigo 18.4%, arroz 16.2%, grano seco destilado en 0.9% y cebada 16.2%; las exportaciones de azúcar aumentaron en 26.7%.
- En cuanto a los **fluidos no petroleros**, se registra un movimiento de **847,481** toneladas, con un incremento de 8.1% con relación al mismo periodo de 2021. Se Incrementa la importación aceites vegetales en 24.9%, y otros productos como el butil acrilato 34.8%, acetona 15.0%, ethilen-glicol 5.7%, entre otros productos químicos.
- En relación a los **fluidos petroleros (combustibles)**, se alcanza un movimiento de **5'565,043** toneladas, con un incremento de 9.4% con relación al mismo periodo de 2021. Se Incrementa la importación privada de combustibles en 1.2%, mientras que los combustibles manejados por Pemex (altura y cabotaje) aumentan en 22.1%.



## Comentarios

---

**Clasificando el movimiento por tipo de tráfico se observa lo siguiente:**

**En tráfico de Altura.**

**Las importaciones** alcanzaron un total de **23'529,890** toneladas, con un incremento del 3.1% con respecto del registrado en el mismo periodo de 2021. Aumenta la importación de combustibles (gasolinas y diésel) en 11.3%, maíz 7.9%, el trigo en 18.4%, aluminio 114.6%, aceite vegetal 24.9%, y maquinaria 133.1%, entre otros.

**Las Exportaciones** en total registraron un incremento del 5.2% con relación al mismo periodo de 2021, al mover **5'753,235** toneladas. Muestran incrementos el manejo de acero (alambión, vigueta, varilla) 53.8%, de tubo de acero 27.8%, azúcar granel 26.7% y autos 2.9%.

**Carga de transbordo** en total registra un volumen 715,280 toneladas, principalmente de contenedores, los cuales son descargados de una embarcación y reembarcados en una distinta, para continuar el viaje a su destino. Este movimiento representa un descenso del 2.2% con respecto del movido en el mismo periodo de 2021.

**En tráfico de cabotaje.**

En cuanto al tráfico de cabotaje en 2022 se han atendieron 113 embarcaciones transportando de salida 1'247,527 toneladas de balastro para las obras de construcción del Tren Maya. Además, se tiene cabotaje de entrada de Pemex atendiendo 14 embarcaciones y 170,914 toneladas de combustibles. En suma, el cabotaje acumula un total de 1'418,441 toneladas con un incremento de 244.7% con relación al mismo periodo de 2021.





**MARINA**  
SECRETARÍA DE MARINA



## **II. MOVIMIENTO DE CARGA.**

**DATOS ESTADÍSTICOS DEL MOVIMIENTO DE CARGA, ENERO-NOVIEMBRE 2022**

**TIPO DE CARGA POR MUELLE**

PERIODO: Enero-noviembre de 2022

| MUELLE-BANDA                  | CARGA SUELTA |                  | AUTOMOVILES |                  | C. CONTENERIZADA |                   | GRANEL AGRÍCOLA |                  | GRANEL MINERAL |                  | FLUIDOS NO PETROLEROS |                | COMBUSTIBLES |                  | TOTAL        |                   |
|-------------------------------|--------------|------------------|-------------|------------------|------------------|-------------------|-----------------|------------------|----------------|------------------|-----------------------|----------------|--------------|------------------|--------------|-------------------|
|                               | BUQUES       | TON              | BUQUES      | TON              | BUQUES           | TON               | BUQUES          | TON              | BUQUES         | TON              | BUQUES                | TON            | BUQUES       | TON              | BUQUES       | TON               |
| <b>1-S</b>                    | 32           | 351,781          | -           | -                | -                | -                 | -               | -                | -              | -                | -                     | -              | -            | -                | 32           | 351,781           |
| <b>1-N</b>                    | 7            | 118,109          | 116         | 494,344          | -                | -                 | 1               | 30,002           | 3              | 17,076           | -                     | -              | -            | -                | 127          | 659,532           |
| <b>2-S</b>                    | 23           | 379,728          | -           | -                | -                | 485               | 5               | 138,518          | 6              | 100,736          | -                     | -              | -            | -                | 34           | 619,466           |
| <b>2-E</b>                    | -            | -                | -           | -                | -                | -                 | -               | -                | -              | -                | -                     | -              | -            | -                | -            | -                 |
| <b>2-N</b>                    | 31           | 416,610          | -           | -                | 1                | 3,629             | 4               | 91,963           | 10             | 177,513          | -                     | -              | -            | -                | 46           | 689,714           |
| <b>4-S</b>                    | 23           | 171,842          | -           | -                | -                | 117               | 9               | 229,881          | 54             | 1,077,791        | -                     | -              | -            | -                | 86           | 1,479,632         |
| <b>4-E</b>                    | 6            | 6,387            | -           | -                | -                | -                 | -               | -                | -              | -                | -                     | -              | -            | -                | 6            | 6,387             |
| <b>4-N</b>                    | 10           | 45,674           | -           | -                | -                | -                 | 19              | 509,345          | 21             | 396,483          | -                     | -              | -            | -                | 50           | 951,502           |
| <b>5-S</b>                    | 9            | 70,394           | -           | -                | -                | 254               | 13              | 232,122          | -              | -                | -                     | -              | -            | -                | 22           | 302,770           |
| <b>5-N</b>                    | -            | -                | -           | -                | -                | -                 | 37              | 1,342,007        | -              | -                | -                     | -              | -            | -                | 37           | 1,342,007         |
| <b>6-S</b>                    | 36           | 416,325          | 3           | 14,221           | 9                | 49,577            | 2               | 86,001           | -              | -                | -                     | -              | -            | -                | 50           | 566,125           |
| <b>6-N</b>                    | 4            | 56,152           | 113         | 585,534          | 19               | 201,131           | -               | -                | -              | -                | -                     | -              | -            | -                | 136          | 842,817           |
| <b>7-S</b>                    | 26           | 96,951           | 2           | 4,175            | 81               | 691,084           | 1               | 32,858           | -              | -                | -                     | -              | -            | -                | 110          | 825,068           |
| <b>7-E</b>                    | 1            | 19,624           | 40          | 204,100          | -                | -                 | -               | -                | -              | -                | 39                    | 194,433        | 37           | 1,170,078        | 117          | 1,588,235         |
| <b>CEMENTOS</b>               | -            | -                | -           | -                | -                | -                 | -               | -                | -              | -                | 98                    | 472,903        | -            | 785              | 98           | 473,688           |
| <b>8-O</b>                    | -            | -                | -           | -                | -                | -                 | 49              | 1,890,828        | -              | -                | -                     | -              | -            | -                | 49           | 1,890,828         |
| <b>8-E</b>                    | -            | -                | -           | -                | -                | -                 | 42              | 1,276,378        | -              | -                | -                     | -              | -            | -                | 42           | 1,276,378         |
| <b>Muelle 9</b>               | 20           | 167,631          | 2           | 4,721            | -                | -                 | -               | -                | 132            | 1,565,305        | 1                     | 4,883          | -            | -                | 155          | 1,742,539         |
| <b>P E M E X</b>              | -            | -                | -           | -                | -                | -                 | -               | -                | -              | -                | -                     | -              | 156          | 2,444,818        | 156          | 2,444,818         |
| <b>Subtotal Bahía sur</b>     | <b>228</b>   | <b>2,317,209</b> | <b>276</b>  | <b>1,307,095</b> | <b>110</b>       | <b>946,276</b>    | <b>182</b>      | <b>5,859,903</b> | <b>226</b>     | <b>3,334,903</b> | <b>138</b>            | <b>672,219</b> | <b>193</b>   | <b>3,615,681</b> | <b>1,353</b> | <b>18,053,287</b> |
| <b>13 y 14 (ICAVE)</b>        | 1            | 1,751            | -           | -                | 474              | 9,129,203         | -               | -                | -              | -                | -                     | -              | -            | -                | 475          | 9,130,954         |
| <b>16 (PETRA)</b>             | -            | -                | -           | -                | -                | -                 | 24              | 883,737          | -              | -                | 23                    | 174,477        | -            | -                | 47           | 1,058,214         |
| <b>17 (OPEVER)</b>            | -            | -                | -           | -                | -                | -                 | -               | -                | 44             | 1,224,245        | -                     | -              | -            | -                | 44           | 1,224,245         |
| <b>10 (ESJ RENOVABLE III)</b> | -            | -                | -           | -                | -                | -                 | -               | -                | -              | -                | -                     | -              | 54           | 1,950,147        | 54           | 1,950,147         |
| <b>Subtotal Bahía Norte</b>   | <b>1</b>     | <b>1,751</b>     | <b>-</b>    | <b>-</b>         | <b>474</b>       | <b>9,129,203</b>  | <b>24</b>       | <b>883,737</b>   | <b>44</b>      | <b>1,224,245</b> | <b>23</b>             | <b>174,477</b> | <b>54</b>    | <b>1,950,147</b> | <b>620</b>   | <b>13,363,559</b> |
| <b>T O T A L</b>              | <b>229</b>   | <b>2,318,960</b> | <b>276</b>  | <b>1,307,095</b> | <b>584</b>       | <b>10,075,479</b> | <b>206</b>      | <b>6,743,641</b> | <b>270</b>     | <b>4,559,148</b> | <b>161</b>            | <b>846,696</b> | <b>247</b>   | <b>5,565,827</b> | <b>1,973</b> | <b>31,416,846</b> |

## TIPO DE CARGA POR CESIONARIA

PERIODO: Enero- noviembre de 2022

| Empresa cesionaria, maniobrista o terminal | CARGA GENERAL |                  | CARGA CONTENERIZADA |                   | GRANEL MINERAL |                  | GRANEL AGRÍCOLA |                  | FLUIDOS NO PETROLEROS |                | COMBUSTIBLES |                  | AUTOMOVILES (TON) |                  | TOTAL        |                   |
|--|---------------|------------------|---------------------|-------------------|----------------|------------------|-----------------|------------------|-----------------------|----------------|--------------|------------------|-------------------|------------------|--------------|-------------------|
|  | BUQUES        | TONS             | BUQUES              | TONS              | BUQUES         | TONS             | BUQUES          | TONS             | BUQUES                | TONS           | BUQUES       | TONS             | BUQUES            | TONS             | BUQUES       | TONS              |
| CICE                                       | 366           | 2,051,976        | 110                 | 946,276           | 74             | 710,912          | 29              | 733,680          | -                     | -              | -            | -                | -                 | -                | 579          | 4,442,844         |
| CPV  | -             | -                | -                   | -                 | -              | -                | 5               | 77,598           | -                     | -              | -            | -                | 214               | 572,953          | 219          | 650,551           |
| SSA  | 51            | 260,366          | -                   | -                 | -              | -                | -               | -                | -                     | -              | -            | -                | 194               | 649,432          | 245          | 909,798           |
| ICAVE                                      | 1             | 1,751            | 474                 | 9,129,203         | -              | -                | -               | -                | -                     | -              | -            | -                | -                 | -                | 475          | 9,130,954         |
| SEPSA                                      | -             | -                | -                   | -                 | 51             | 1,184,288        | -               | -                | -                     | -              | -            | -                | -                 | -                | 51           | 1,184,288         |
| VOPAK                                      | -             | -                | -                   | -                 | -              | -                | -               | -                | 121                   | 486,435        | 41           | 1,170,862        | -                 | -                | 162          | 1,657,297         |
| CARGILL                                    | -             | -                | -                   | -                 | -              | -                | 43              | 1,276,378        | -                     | -              | -            | -                | -                 | -                | 43           | 1,276,378         |
| EXCELLENCE                                 | -             | -                | -                   | -                 | -              | -                | -               | -                | 74                    | 183,901        | -            | -                | -                 | -                | 74           | 183,901           |
| TMV  | -             | -                | -                   | -                 | -              | -                | 49              | 1,890,828        | -                     | -              | -            | -                | -                 | -                | 49           | 1,890,828         |
| T. C. E.                                   | -             | -                | -                   | -                 | 11             | 23,257           | 55              | 1,579,129        | 1                     | 4,883          | -            | -                | -                 | -                | 67           | 1,607,269         |
| SIPPB                                      | 1             | 4,350            | -                   | -                 | 89             | 1,126,810        | 17              | 302,291          | -                     | -              | -            | -                | 107               | 84,710           | 214          | 1,518,161         |
| PEMEX                                      | -             | -                | -                   | -                 | -              | -                | -               | -                | -                     | -              | 194          | 2,444,818        | -                 | -                | 194          | 2,444,818         |
| PETRA                                      | -             | -                | -                   | -                 | -              | -                | 28              | 883,737          | 35                    | 171,477        | -            | -                | -                 | -                | 63           | 1,055,215         |
| OPEVER                                     | -             | -                | -                   | -                 | 44             | 1,224,245        | -               | -                | -                     | -              | -            | -                | -                 | -                | 44           | 1,224,245         |
| ESJ RENOVABLE III                          | -             | -                | -                   | -                 | -              | -                | -               | -                | -                     | -              | 54           | 1,950,147        | -                 | -                | 54           | 1,950,147         |
| TRAMITADORA DEL PACÍFICO                   | 1             | 517              | -                   | -                 | 29             | 289,636          | -               | -                | -                     | -              | -            | -                | -                 | -                | 30           | 290,153           |
| <b>T O T A L</b>                           | <b>420</b>    | <b>2,318,960</b> | <b>584</b>          | <b>10,075,479</b> | <b>298</b>     | <b>4,559,148</b> | <b>226</b>      | <b>6,743,641</b> | <b>231</b>            | <b>846,696</b> | <b>289</b>   | <b>5,565,827</b> | <b>515</b>        | <b>1,307,095</b> | <b>2,563</b> | <b>31,416,846</b> |

NOTAS:

- La carga contenerizada incluye tara de llenos y peso de vacíos.

\* Deducir buques operados por dos cías (duplicados en esta tabla). = 590

No. REAL DE BUQUES OPERADOS = 1,973

**TIPO DE CARGA POR CESIONARIA  
COMPARATIVO 2021-2022  
PERIODO: Enero-noviembre de 2022**

| Empresa cesionaria, maniobrista o terminal | AÑO  | CARGA GENERAL |           | CARGA CONTENORIZADA |            | GRANEL MINERAL |           | GRANEL AGRÍCOLA |           | FLUIDOS NO PETR. |         | COMBUSTIBLES |           | AUTOMOVILES (TON) |           | TOTAL   |            |
|--|------|---------------|-----------|---------------------|------------|----------------|-----------|-----------------|-----------|------------------|---------|--------------|-----------|-------------------|-----------|---------|------------|
|  |      | BUQUES        | TONS      | BUQUES              | TONS       | BUQUES         | TONS      | BUQUES          | TONS      | BUQUES           | TONS    | BUQUES       | TONS      | BUQUES            | TONS      | BUQUES  | TONS       |
| CICE                                       | 2021 | 325           | 1,227,385 | 112                 | 705,064    | 51             | 744,223   | 29              | 700,077   | -                | -       | -            | -         | -                 | -         | 517     | 3,376,749  |
|  | 2022 | 366           | 2,051,976 | 110                 | 946,276    | 74             | 710,912   | 29              | 733,680   | -                | -       | -            | -         | -                 | -         | 579     | 4,442,844  |
|  | %    | 12.6%         | 67.2%     | -1.8%               | 34.2%      | 45.1%          | -4.5%     | 0.0%            | 4.8%      | **               | **      | **           | **        | **                | **        | 12.0%   | 31.6%      |
| CPV  | 2021 | 1             | 4,456     | -                   | -          | -              | -         | 4               | 72,476    | -                | -       | -            | -         | 224               | 578,824   | 229     | 655,756    |
|  | 2022 | -             | -         | -                   | -          | -              | -         | 5               | 77,598    | -                | -       | -            | -         | 214               | 572,953   | 219     | 650,551    |
|  | %    | -100.0%       | -100.0%   | **                  | **         | **             | **        | 25.0%           | 7.1%      | **               | **      | **           | **        | -4.5%             | -1.0%     | -4.4%   | -0.8%      |
| SSA  | 2021 | 56            | 314,345   | -                   | -          | -              | -         | -               | -         | -                | -       | -            | -         | 204               | 626,035   | 260     | 940,380    |
|  | 2022 | 51            | 260,366   | -                   | -          | -              | -         | -               | -         | -                | -       | -            | -         | 194               | 649,432   | 245     | 909,798    |
|  | %    | -8.9%         | -17.2%    | **                  | **         | **             | **        | **              | **        | **               | **      | **           | **        | -4.9%             | 3.7%      | -5.8%   | -3.3%      |
| ICAVE                                      | 2021 | -             | -         | 485                 | 9,517,165  | -              | -         | -               | -         | -                | -       | -            | -         | -                 | -         | 485     | 9,517,165  |
|  | 2022 | 1             | 1,751     | 474                 | 9,129,203  | -              | -         | -               | -         | -                | -       | -            | -         | -                 | -         | 475     | 9,130,954  |
|  | %    | **            | **        | -2.3%               | -4.1%      | **             | **        | **              | **        | **               | **      | **           | **        | **                | **        | -2.1%   | -4.1%      |
| SEPSA                                      | 2021 | -             | -         | -                   | -          | 66             | 1,493,827 | -               | -         | -                | -       | -            | -         | -                 | -         | 66      | 1,493,827  |
|  | 2022 | -             | -         | -                   | -          | 51             | 1,184,288 | -               | -         | -                | -       | -            | -         | -                 | -         | 51      | 1,184,288  |
|  | %    | **            | **        | **                  | **         | -22.7%         | -20.7%    | **              | **        | **               | **      | **           | **        | **                | **        | -22.7%  | -20.7%     |
| VOPAK                                      | 2021 | -             | -         | -                   | -          | -              | -         | -               | -         | 98               | 482,166 | 69           | 1,947,275 | -                 | -         | 167     | 2,429,442  |
|  | 2022 | -             | -         | -                   | -          | -              | -         | -               | -         | 121              | 486,435 | 41           | 1,170,862 | -                 | -         | 162     | 1,657,297  |
|  | %    | **            | **        | **                  | **         | **             | **        | **              | **        | 23.5%            | 0.9%    | -40.6%       | -39.9%    | **                | **        | -3.0%   | -31.8%     |
| CARGILL                                    | 2021 | -             | -         | -                   | -          | -              | -         | 43              | 1,289,104 | -                | -       | -            | -         | -                 | -         | 43      | 1,289,104  |
|  | 2022 | -             | -         | -                   | -          | -              | -         | 43              | 1,276,378 | -                | -       | -            | -         | -                 | -         | 43      | 1,276,378  |
|  | %    | **            | **        | **                  | **         | **             | **        | 0.0%            | -1.0%     | **               | **      | **           | **        | **                | **        | 0.0%    | -1.0%      |
| EXCELLENCE                                 | 2021 | -             | -         | -                   | -          | -              | -         | -               | -         | 77               | 210,847 | -            | -         | -                 | -         | 77      | 210,847    |
|  | 2022 | -             | -         | -                   | -          | -              | -         | -               | -         | 74               | 183,901 | -            | -         | -                 | -         | 74      | 183,901    |
|  | %    | **            | **        | **                  | **         | **             | **        | **              | **        | -3.9%            | -12.8%  | **           | **        | **                | **        | -3.9%   | -12.8%     |
| TMV  | 2021 | -             | -         | -                   | -          | -              | -         | 41              | 1,638,283 | -                | -       | -            | -         | -                 | -         | 41      | 1,638,283  |
|  | 2022 | -             | -         | -                   | -          | -              | -         | 49              | 1,890,828 | -                | -       | -            | -         | -                 | -         | 49      | 1,890,828  |
|  | %    | **            | **        | **                  | **         | **             | **        | 19.5%           | 15.4%     | **               | **      | **           | **        | **                | **        | 19.5%   | 15.4%      |
| T. C. E.                                   | 2021 | -             | -         | -                   | -          | 10             | 24,054    | 72              | 2,137,302 | 1                | 4,536   | -            | -         | -                 | -         | 83      | 2,165,891  |
|  | 2022 | -             | -         | -                   | -          | 11             | 23,257    | 55              | 1,579,129 | 1                | 4,883   | -            | -         | -                 | -         | 67      | 1,607,269  |
|  | %    | **            | **        | **                  | **         | 10.0%          | -3.3%     | -23.6%          | -26.1%    | 0.0%             | 7.6%    | **           | **        | **                | **        | -19.3%  | -25.8%     |
| SIPPB                                      | 2021 | 3             | 3,760     | -                   | -          | 59             | 664,601   | 19              | 300,288   | -                | -       | -            | -         | 90                | 49,022    | 171     | 1,017,670  |
|  | 2022 | 1             | 4,350     | -                   | -          | 89             | 1,126,810 | 17              | 302,291   | -                | -       | -            | -         | 107               | 84,710    | 214     | 1,518,161  |
|  | %    | -66.7%        | 15.7%     | **                  | **         | 50.8%          | 69.5%     | -10.5%          | 0.7%      | **               | **      | **           | **        | 18.9%             | 72.8%     | 25.1%   | 49.2%      |
| PEMEX                                      | 2021 | -             | -         | -                   | -          | -              | -         | -               | -         | -                | -       | 207          | 2,001,806 | -                 | -         | 207     | 2,001,806  |
|  | 2022 | -             | -         | -                   | -          | -              | -         | -               | -         | -                | -       | 194          | 2,444,818 | -                 | -         | 194     | 2,444,818  |
|  | %    | **            | **        | **                  | **         | **             | **        | **              | **        | **               | **      | -6.3%        | 22.1%     | **                | **        | -6.3%   | 22.1%      |
| PETRA                                      | 2021 | -             | -         | -                   | -          | -              | -         | 21              | 513,488   | 17               | 86,204  | -            | -         | -                 | -         | 38      | 599,692    |
|  | 2022 | -             | -         | -                   | -          | -              | -         | 28              | 883,737   | 35               | 171,477 | -            | -         | -                 | -         | 63      | 1,055,215  |
|  | %    | **            | **        | **                  | **         | **             | **        | 33.3%           | 72.1%     | 105.9%           | 98.9%   | **           | **        | **                | **        | 65.8%   | 76.0%      |
| OPEVER                                     | 2021 | 10            | 243,705   | -                   | -          | 28             | 706,693   | -               | -         | -                | -       | -            | -         | -                 | -         | 38      | 950,398    |
|  | 2022 | -             | -         | -                   | -          | 44             | 1,224,245 | -               | -         | -                | -       | -            | -         | -                 | -         | 44      | 1,224,245  |
|  | %    | -100.0%       | -100.0%   | **                  | **         | 57.1%          | 73.2%     | **              | **        | **               | **      | **           | **        | **                | **        | 15.8%   | 28.8%      |
| ESJ RENOVABLE III                          | 2021 | -             | -         | -                   | -          | -              | -         | -               | -         | -                | -       | 35           | 1,136,205 | -                 | -         | 35      | 1,136,205  |
|  | 2022 | -             | -         | -                   | -          | -              | -         | -               | -         | -                | -       | 54           | 1,950,147 | -                 | -         | 54      | 1,950,147  |
|  | %    | **            | **        | **                  | **         | **             | **        | **              | **        | **               | **      | 54.3%        | 71.6%     | **                | **        | 54.3%   | 71.6%      |
| TRAMITADORA DEL PACIFICO                   | 2021 | -             | -         | -                   | -          | 1              | 10,623    | -               | -         | -                | -       | -            | -         | -                 | -         | 1       | 10,623     |
|  | 2022 | 1             | 517       | -                   | -          | 29             | 289,636   | -               | -         | -                | -       | -            | -         | -                 | -         | 30      | 290,153    |
|  | %    | **            | **        | **                  | **         | 2800.0%        | 2626.4%   | **              | **        | **               | **      | **           | **        | **                | **        | 2900.0% | 2631.2%    |
| TOTAL                                      | 2021 | 395           | 1,793,650 | 597                 | 10,222,229 | 215            | 3,644,021 | 229             | 6,651,017 | 193              | 783,754 | 311          | 5,085,286 | 518               | 1,253,882 | 1,851   | 29,433,839 |
|  | 2022 | 420           | 2,318,960 | 584                 | 10,075,479 | 298            | 4,559,148 | 226             | 6,743,641 | 231              | 846,696 | 289          | 5,565,827 | 515               | 1,307,095 | 1,973   | 31,416,846 |
|  | %    | 6.3%          | 29.3%     | -2.2%               | -1.4%      | 38.6%          | 25.1%     | -1.3%           | 1.4%      | 19.7%            | 8.0%    | -7.1%        | 9.4%      | -0.6%             | 4.2%      | 6.6%    | 6.7%       |

## TRAFICO POR TIPO DE CARGA

PERIODO: Enero-noviembre de 2022

| TIPO DE CARGA         | ALTURA       |                   |                  | TRANSBORDO     | CABOTAJE   |                |                  | TOTAL        |                   |
|-----------------------|--------------|-------------------|------------------|----------------|------------|----------------|------------------|--------------|-------------------|
|                       | BUQUES       | IMPORTACION       | EXPORTACION      |                | BUQUES     | ENTRADA        | SALIDA           | BUQUES       | TONELAJE          |
| VEHÍCULOS             | 276          | 395,834           | 911,279          | -              | -          | -              | -                | 276          | 1,307,113         |
| CARGA GENERAL SUELTA  | 229          | 1,268,356         | 1,050,586        | -              | -          | -              | -                | 229          | 2,318,942         |
| CARGA CONTENERIZADA   | 584          | 5,910,947         | 3,449,253        | 715,280        | -          | -              | -                | 584          | 10,075,479        |
| GRANEL MINERAL        | 157          | 3,303,484         | 8,137            | -              | 113        | -              | 1,247,527        | 270          | 4,559,148         |
| GRANEL AGRICOLA       | 206          | 6,409,659         | 333,981          | -              | -          | -              | -                | 206          | 6,743,641         |
| FLUIDOS NO PETROLEROS | 161          | 847,481           | -                | -              | -          | -              | -                | 161          | 847,481           |
| HIDROCARBUROS         | 233          | 5,394,129         | -                | -              | 14         | 170,914        | -                | 247          | 5,565,043         |
| <b>TOTAL</b>          | <b>1,846</b> | <b>23,529,890</b> | <b>5,753,235</b> | <b>715,280</b> | <b>127</b> | <b>170,914</b> | <b>1,247,527</b> | <b>1,973</b> | <b>31,416,846</b> |

**MOVIMIENTO DE CONTENEDORES POR EMPRESA DE MANIOBRAS  
Y POR TERMINAL**

PERIODO: Enero-noviembre de 2022

| TERMINAL /EMPRESA | P<br>i<br>e<br>s      | CONTENEDORES LENOS |                    |                |                    | VACIOS        |                | TOTAL          |                  |                     |             |
|-------------------|-----------------------|--------------------|--------------------|----------------|--------------------|---------------|----------------|----------------|------------------|---------------------|-------------|
|                   |                       | DESCARGADOS        |                    | CARGADOS       |                    | DESCARGADOS   | CARGADOS       | CAJAS          | TEU'S            | TONS.               |             |
|                   |                       | CAJAS              | PESO               | CAJAS          | PESO               | CAJAS         | CAJAS          |                |                  |                     |             |
| <b>CICE</b>       | 20'                   | 3,954              | 91,494.7           | 7,737          | 167,415.7          | 3,261         | 1,055          | 16,007         | 16,007           | 258,910.4           |             |
|                   | <b>MULTIPROPOSITO</b> | 40'                | 10,998             | 266,042.9      | 18,869             | 421,323.1     | 5,720          | 2,004          | 37,591           | 75,182              | 687,366.0   |
|                   | <b>TOTAL</b>          | <b>14,952</b>      | <b>357,537.6</b>   | <b>26,606</b>  | <b>588,738.8</b>   | <b>8,981</b>  | <b>3,059</b>   | <b>53,598</b>  | <b>91,189</b>    | <b>946,276.4</b>    |             |
| <b>ICAVE</b>      | 20'                   | 77,057             | 1,566,508.8        | 33,234         | 789,649.8          | 894           | 40,867         | 152,052        | 152,052          | 2,356,158.7         |             |
|                   | <b>BAHÍA NORTE</b>    | 40'                | 206,753            | 4,361,282.9    | 95,567             | 2,411,761.3   | 11,390         | 107,913        | 421,623          | 843,246             | 6,773,044.2 |
|                   | <b>TOTAL</b>          | <b>283,810</b>     | <b>5,927,791.7</b> | <b>128,801</b> | <b>3,201,411.1</b> | <b>12,284</b> | <b>148,780</b> | <b>573,675</b> | <b>995,298</b>   | <b>9,129,202.9</b>  |             |
| <b>TOTAL</b>      | 20'                   | <b>81,011</b>      | <b>1,658,003.5</b> | <b>40,971</b>  | <b>957,065.6</b>   | <b>4,155</b>  | <b>41,922</b>  | <b>168,059</b> | <b>168,059</b>   | <b>2,615,069.1</b>  |             |
|                   | 40'                   | <b>217,751</b>     | <b>4,627,325.8</b> | <b>114,436</b> | <b>2,833,084.4</b> | <b>17,110</b> | <b>109,917</b> | <b>459,214</b> | <b>918,428</b>   | <b>7,460,410.2</b>  |             |
|                   | <b>TOTAL</b>          | <b>298,762</b>     | <b>6,285,329.3</b> | <b>155,407</b> | <b>3,790,150.0</b> | <b>21,265</b> | <b>151,839</b> | <b>627,273</b> | <b>1,086,487</b> | <b>10,075,479.3</b> |             |



**MARINA**  
SECRETARÍA DE MARINA



### **III. COMPARATIVOS.**

**DATOS ESTADÍSTICOS DEL MOVIMIENTO DE CARGA, ENERO-NOVIEMBRE 2022**



## MOVIMIENTO MENSUAL DE CARGA

COMPARATIVO 2021-2022

PERIODO: Enero-noviembre de 2022

| mes                                 | 2021         |                   | 2022         |                   | DIFERENCIA |                  | COMPARATIVO 2021-2022 |               |
|-------------------------------------|--------------|-------------------|--------------|-------------------|------------|------------------|-----------------------|---------------|
|                                     | BUQUES       | TONELAJE          | BUQUES       | TONELAJE          | BUQUES     | TONELAJE         | BUQUES                | TONELAJE      |
| ENERO                               | 162          | 2,370,935         | 163          | 2,593,207         | 1          | 222,272          | + 0.6%                | + 9.4%        |
| FEBRERO                             | 143          | 2,347,724         | 155          | 2,455,421         | 12         | 107,697          | + 8.4%                | + 4.6%        |
| MARZO                               | 176          | 2,648,027         | 188          | 3,146,903         | 12         | 498,877          | + 6.8%                | + 18.8%       |
| ABRIL                               | 170          | 2,757,480         | 182          | 2,876,830         | 12         | 119,350          | + 7.1%                | + 4.3%        |
| MAYO                                | 195          | 3,020,845         | 192          | 3,070,278         | -3         | 49,433           | - 1.5%                | + 1.6%        |
| JUNIO                               | 175          | 2,760,842         | 189          | 3,062,500         | 14         | 301,658          | + 8.0%                | + 10.9%       |
| JULIO                               | 171          | 2,646,203         | 185          | 2,765,170         | 14         | 118,966          | + 8.2%                | + 4.5%        |
| AGOSTO                              | 178          | 2,971,591         | 186          | 3,093,294         | 8          | 121,703          | + 4.5%                | + 4.1%        |
| SEPTIEMBRE                          | 172          | 2,625,653         | 160          | 2,596,309         | -12        | -29,344          | - 7.0%                | - 1.1%        |
| OCTUBRE                             | 163          | 2,909,795         | 192          | 2,947,117         | 29         | 37,322           | + 17.8%               | + 1.3%        |
| NOVIEMBRE                           | 146          | 2,374,744         | 181          | 2,809,819         | 35         | 435,074          | + 24.0%               | + 18.3%       |
| DICIEMBRE                           | 161          | 2,621,405         |              |                   |            |                  | **                    | **            |
| <b>ACUM.<br/>ENE-<br/>NOVIEMBRE</b> | <b>1,851</b> | <b>29,433,839</b> | <b>1,973</b> | <b>31,416,846</b> | <b>122</b> | <b>1,983,007</b> | <b>+ 6.6%</b>         | <b>+ 6.7%</b> |

## MOVIMIENTO MENSUAL DE CONTENEDORES

COMPARATIVO 2021-2022

PERIODO: Enero-noviembre de 2022

| M E S                         | 2021    |           |            | 2022    |           |            | DIFERENCIA |         |          | COMPARATIVO 2021-2022 |          |          |
|-------------------------------|---------|-----------|------------|---------|-----------|------------|------------|---------|----------|-----------------------|----------|----------|
|                               | CONTS.  | TEU'S     | TONS.      | CONTS.  | TEU'S     | TONS.      | CONTS.     | TEU'S   | TONS.    | CONTS.                | TEU'S    | TONS.    |
| ENERO                         | 50,810  | 86,572    | 795,987    | 53,204  | 91,886    | 891,249    | 2,394      | 5,314   | 95,263   | + 4.7 %               | + 6.1 %  | + 12.0 % |
| FEBRERO                       | 48,204  | 81,155    | 785,441    | 48,314  | 82,757    | 811,077    | 110        | 1,602   | 25,636   | + 0.2 %               | + 2.0 %  | + 3.3 %  |
| MARZO                         | 56,399  | 96,360    | 917,086    | 60,275  | 104,066   | 1,027,460  | 3,876      | 7,706   | 110,374  | + 6.9 %               | + 8.0 %  | + 12.0 % |
| ABRIL                         | 53,804  | 91,869    | 900,897    | 47,580  | 82,732    | 802,326    | -6,224     | -9,137  | -98,571  | - 11.6 %              | - 9.9 %  | - 10.9 % |
| MAYO                          | 61,300  | 104,078   | 1,023,201  | 63,807  | 109,557   | 989,880    | 2,507      | 5,479   | -33,321  | + 4.1 %               | + 5.3 %  | - 3.3 %  |
| JUNIO                         | 61,588  | 104,604   | 1,033,205  | 62,955  | 109,522   | 1,041,897  | 1,367      | 4,918   | 8,692    | + 2.2 %               | + 4.7 %  | + 0.8 %  |
| JULIO                         | 56,642  | 97,576    | 931,295    | 58,818  | 101,917   | 892,884    | 2,176      | 4,341   | -38,411  | + 3.8 %               | + 4.4 %  | - 4.1 %  |
| AGOSTO                        | 62,606  | 106,502   | 980,876    | 61,818  | 107,641   | 979,586    | -788       | 1,139   | -1,291   | - 1.3 %               | + 1.1 %  | - 0.1 %  |
| SEPTIEMBRE                    | 60,637  | 104,227   | 1,007,866  | 54,180  | 93,696    | 837,309    | -6,457     | -10,531 | -170,558 | - 10.6 %              | - 10.1 % | - 16.9 % |
| OCTUBRE                       | 61,296  | 105,128   | 1,016,489  | 64,484  | 112,925   | 998,009    | 3,188      | 7,797   | -18,480  | + 5.2 %               | + 7.4 %  | - 1.8 %  |
| NOVIEMBRE                     | 51,916  | 88,710    | 829,886    | 51,838  | 89,788    | 803,802    | -78        | 1,078   | -26,084  | - 0.2 %               | + 1.2 %  | - 3.1 %  |
| DICIEMBRE                     | 57,727  | 98,262    | 947,585    |         |           |            |            |         |          | **                    | **       | **       |
| ACUMULADOS<br>ENERO-NOVIEMBRE | 625,202 | 1,066,781 | 10,222,229 | 627,273 | 1,086,487 | 10,075,479 | 2,071      | 19,706  | -146,750 | + 0.3 %               | + 1.8 %  | - 1.4 %  |

**RENDIMIENTOS POR TIPO DE CARGA  
COMPARATIVOS 2021-2022  
PERIODO: Enero-noviembre de 2022**

| TIPO DE CARGA                   | 2021 |     | 2022 |     | PMDP, POA |      | % 2021 vs 2022 |        | VS POA |     |
|---------------------------------|------|-----|------|-----|-----------|------|----------------|--------|--------|-----|
|                                 | THBO | thg | THBO | thg | THBO      | thg  | THBO           | thg    | THBO   | thg |
| Carga general suelta            | 286  | 152 | 174  | 123 | 275       | n.d. | -39.1%         | -19.4% | -36.8% | **  |
| Granel agrícola (Especializado) | 479  | 381 | 467  | 467 | 400       | n.d. | -2.4%          | 22.6%  | 16.8%  | **  |
| Granel agrícola (Convencional)  | 210  | 90  | 168  | 74  | n.d.      | n.d. | -20.3%         | -17.9% | **     | **  |
| Granel mineral                  | 342  | 107 | 318  | 123 | 400       | n.d. | -7.1%          | 15.3%  | -20.6% | **  |
| Fluidos no petroleros           | 291  | 289 | 257  | 257 | 320       | N.A  | -11.5%         | -11.0% | -19.5% | **  |
| Combustibles                    | 457  | --  | 551  | --  | n.d.      | n.d. | 20.7%          | **     | **     | **  |
| Contenedores (Especializado)    | 92   | 26  | 85   | 24  | 96        | n.d. | -7.5%          | -7.7%  | -11.0% | **  |
| Contenedores (Convencional)*    | 30   | 15  | 27   | 13  | n.d.      | n.d. | -8.5%          | -13.8% | **     | **  |
| Automóviles**                   | 104  | 103 | 93   | 93  | 100       | n.d. | -10.5%         | -9.7%  | -6.6%  | **  |

THBO= Tonelada /Hr-Buque en Operación, thg = Tonelada /hr-gancho

\* Contenedores en Cajas/hora-buque en operación o Cajas/hora-buque en operación

\*\* Automóviles en unidades/hora-buque en operación

n.d. = No disponible, no programado.

N.A. = No aplica

POA = PROGRAMA OPERATIVO ANUAL

## Comparativos 2021-2022 de buques por tipo de carga

**PERIODO: Enero-noviembre de 2022**

| Tipo de carga         | BUQUES       |              |             | TRB (PROMEDIO) |               |              | TONELAJE PROMEDIO / BUQUE |               |             | ESTADÍA PROMEDIO /BUQUE (HRS) |             |             |
|-----------------------|--------------|--------------|-------------|----------------|---------------|--------------|---------------------------|---------------|-------------|-------------------------------|-------------|-------------|
|                       | 2021         | 2022         | %           | 2021           | 2022          | %            | 2021                      | 2022          | %           | 2021                          | 2022        | %           |
| CARGA GENERAL SUELTA  | 280          | 229          | -18.2%      | 29,954         | 18,312        | -38.9%       | 6,486                     | 9,461         | 45.9%       | 87.4                          | 140.4       | 60.6%       |
| AUTOMÓVILES           | 193          | 276          | 43.0%       | 56,267         | 55,703        | -1.0%        | 6,444                     | 5,309         | -17.6%      | 38.0                          | 41.7        | 9.7%        |
| GRANEL MINERAL        | 179          | 270          | 50.8%       | 18,921         | 16,019        | -15.3%       | 20,358                    | 16,886        | -17.1%      | 103.2                         | 94.4        | -8.6%       |
| GRANEL AGRÍCOLA       | 214          | 206          | -3.7%       | 25,174         | 26,842        | 6.6%         | 31,080                    | 32,736        | 5.3%        | 142.8                         | 150.3       | 5.3%        |
| FLUIDOS NO PETROLEROS | 152          | 160          | 5.3%        | 12,192         | 11,367        | -6.8%        | 5,134                     | 5,290         | 3.1%        | 28.4                          | 33.1        | 16.6%       |
| CONTENEDORES CICE     | 112          | 110          | -1.8%       | 19,796         | 17,400        | -12.1%       | 6,186                     | 8,548         | 38.2%       | 20.3                          | 26.0        | 27.8%       |
| CONTENEDORES ICAVE    | 485          | 474          | -2.3%       | 60,614         | 53,764        | -11.3%       | 19,623                    | 19,260        | -1.9%       | 20.0                          | 22.7        | 13.2%       |
| COMBUSTIBLES          | 236          | 248          | 5.1%        | 29,036         | 29,351        | 1.1%         | 21,562                    | 15,672        | -27.3%      | 113.9                         | 84.8        | -25.5%      |
| <b>TOTAL</b>          | <b>1,851</b> | <b>1,973</b> | <b>6.6%</b> | <b>36,922</b>  | <b>33,412</b> | <b>-9.5%</b> | <b>15,902</b>             | <b>15,923</b> | <b>0.1%</b> | <b>67.0</b>                   | <b>71.7</b> | <b>7.1%</b> |

\* \*No comparable

NOTA: Los tipos de carga señalados en la relación corresponden a los transportados como cargamentos homogéneos o al más significativo del cargamento del buque.

| TIPODE CARGA<br>PRODUCTO                | ENERO-NOVIEMBRE         |                         |                      |                        |
|---|-------------------------|-------------------------|----------------------|------------------------|
|   | 2021                    | 2022                    | Incremento %         | Diferencia             |
| <b><u>C.GRAL SUELTA (SIN AUTOS)</u></b> | <b><u>975,586</u></b>   | <b><u>1,268,356</u></b> | <b><u>30.0 %</u></b> | <b><u>292,771</u></b>  |
| ACERO                                   | 620,348                 | 555,225                 | -10.5 %              | -65,123                |
| ALUMINIO                                | 166,379                 | 356,973                 | 114.6 %              | 190,594                |
| MAQUINARIA                              | 65,080                  | 151,726                 | 133.1 %              | 86,646                 |
| TUBO                                    | 84,840                  | 66,510                  | -21.6 %              | -18,331                |
| PAPEL                                   | 0                       | 45,960                  | **                   | 45,960                 |
| MADERA                                  | 0                       | 25,133                  | **                   | 25,133                 |
| PULPA DE PAPEL/CELULOSA                 | 0                       | 23,000                  | **                   | 23,000                 |
| FERTILIZANTES (SS)                      | 26,958                  | 11,522                  | -57.3 %              | -15,435                |
| CEMENTO BLANCO (SS)                     | 0                       | 8,000                   | **                   | 8,000                  |
| BARITA (SACOS)                          | 0                       | 7,060                   | **                   | 7,060                  |
| OTROS                                   | 4,505                   | 5,485                   | 21.8 %               | 980                    |
| OXIDO DE CALCIO                         | 0                       | 5,080                   | **                   | 5,080                  |
| CLORURO DE POTASIO (SS)                 | 0                       | 2,758                   | **                   | 2,758                  |
| GRUAS DE MUELLE PARA CONTENEDORES       | 0                       | 1,751                   | **                   | 1,751                  |
| ESTRUCTURAS DE ACERO                    | 0                       | 862                     | **                   | 862                    |
| TRACTOCAMIONES                          | 0                       | 677                     | **                   | 677                    |
| SILICATO DE HIERRO (SS)                 | 0                       | 633                     | **                   | 633                    |
| RIELES Y RUEDAS DE FF.CC                | 6,617                   | 0                       | -100.0 %             | -6,617                 |
| COBRE                                   | 858                     | 0                       | -100.0 %             | -858                   |
| <b><u>C.GRAL CONT.</u></b>              | <b><u>6,415,871</u></b> | <b><u>6,285,329</u></b> | <b><u>-2.0 %</u></b> | <b><u>-130,541</u></b> |
| <b><u>VEHICULOS (UNIDADES)</u></b>      | <b><u>242,510</u></b>   | <b><u>274,206</u></b>   | <b><u>13.1 %</u></b> | <b><u>31,696</u></b>   |
| <b><u>VEHICULOS (TONELADAS)</u></b>     | <b><u>368,534</u></b>   | <b><u>395,834</u></b>   | <b><u>7.4 %</u></b>  | <b><u>27,300</u></b>   |
| <b><u>GRANEL MINERAL</u></b>            | <b><u>3,408,714</u></b> | <b><u>3,303,484</u></b> | <b><u>-3.1 %</u></b> | <b><u>-105,230</u></b> |
| CHATARRA                                | 1,069,946               | 1,073,417               | 0.3 %                | 3,471                  |
| PET COKE                                | 836,296                 | 927,993                 | 11.0 %               | 91,697                 |
| FERTILIZANTES                           | 1,056,623               | 894,927                 | -15.3 %              | -161,695               |
| BRIQUETA DE FIERRO                      | 205,793                 | 193,433                 | -6.0 %               | -12,359                |
| ARRABIO DE FIERRO                       | 223,901                 | 180,714                 | -19.3 %              | -43,187                |
| CARBON MINERAL                          | 0                       | 32,999                  | **                   | 32,999                 |
| CLINKER                                 | 5,039                   | 0                       | -100.0 %             | -5,039                 |
| FOSFATO MONOCALCICO G. ALIM.            | 4,035                   | 0                       | -100.0 %             | -4,035                 |
| <b><u>GRANEL AGRICOLA</u></b>           | <b><u>6,387,331</u></b> | <b><u>6,409,659</u></b> | <b><u>0.3 %</u></b>  | <b><u>22,328</u></b>   |
| MAÍZ                                    | 2,628,704               | 2,836,316               | 7.9 %                | 207,612                |
| SOYA                                    | 1,293,665               | 1,193,331               | -7.8 %               | -100,334               |
| TRIGO                                   | 919,171                 | 1,088,237               | 18.4 %               | 169,065                |
| ARROZ                                   | 618,957                 | 657,355                 | 6.2 %                | 38,397                 |
| MALTA                                   | 348,121                 | 257,752                 | -26.0 %              | -90,370                |
| SEM. DE CANOLA/NABO                     | 341,089                 | 189,952                 | -44.3 %              | -151,137               |
| CEBADA                                  | 66,682                  | 77,505                  | 16.2 %               | 10,823                 |
| GRANO SECO DESTILADO                    | 75,018                  | 75,727                  | 0.9 %                | 709                    |
| GLUTEN DE MAIZ                          | 21,064                  | 19,485                  | -7.5 %               | -1,579                 |
| HARINA DE TRIGO                         | 0                       | 14,000                  | **                   | 14,000                 |

**PRODUCTOS SIGNIFICANTES DE IMPORTACIÓN  
(TONELADAS)**

| TIPODE CARGA                               | ENERO-NOVIEMBRE   |                   |               |                |
|--|-------------------|-------------------|---------------|----------------|
|  | 2021              | 2022              | Incremento %  | Diferencia     |
| PRODUCTO                                   |                   |                   |               |                |
| PASTA DE SOYA                              | 30,850            | 0                 | -100.0 %      | -30,850        |
| SALVADO DE TRIGO                           | 44,009            | 0                 | -100.0 %      | -44,009        |
| <b>FLUIDOS E HIDROCARBUROS</b>             | <b>5,631,683</b>  | <b>6,241,609</b>  | <b>10.8 %</b> | <b>609,926</b> |
| <b>Fluidos varios</b>                      | <b>783,754</b>    | <b>847,481</b>    | <b>8.1 %</b>  | <b>63,727</b>  |
| ACEITE VEGETAL                             | 347,498           | 434,101           | 24.9 %        | 86,603         |
| MONOMERO DE ESTIRENO                       | 188,310           | 181,789           | -3.5 %        | -6,521         |
| AKIL BENCENO (LAB)                         | 63,714            | 49,931            | -21.6 %       | -13,782        |
| ETHYLEN GLYCOL                             | 45,888            | 48,492            | 5.7 %         | 2,604          |
| ORTOXILENO                                 | 27,647            | 22,297            | -19.4 %       | -5,350         |
| BUTIL ACRILATO                             | 16,025            | 21,598            | 34.8 %        | 5,573          |
| ACETONA                                    | 12,547            | 14,425            | 15.0 %        | 1,879          |
| ESTEARINA DE PALMA                         | 5,053             | 13,731            | 171.7 %       | 8,678          |
| ISOPROPANOL, ALCOHOL ISOPROPILICO (IPA)    | 7,090             | 10,109            | 42.6 %        | 3,019          |
| GLICERINA                                  | 0                 | 8,367             | **            | 8,367          |
| XILENO                                     | 10,926            | 7,801             | -28.6 %       | -3,125         |
| ALCOHOL LAURICO                            | 6,030             | 6,543             | 8.5 %         | 513            |
| TOLUENO                                    | 5,556             | 6,009             | 8.2 %         | 453            |
| VINIL ACETATO                              | 6,156             | 5,908             | -4.0 %        | -247           |
| ASFALTO                                    | 4,536             | 4,883             | 7.6 %         | 347            |
| VAR SOL                                    | 4,651             | 3,794             | -18.4 %       | -857           |
| EXXOL D-40                                 | 2,158             | 3,577             | 65.8 %        | 1,420          |
| SEBO                                       | 26,424            | 2,992             | -88.7 %       | -23,432        |
| ACETATO DE BUTILO                          | 0                 | 622               | **            | 622            |
| HEXANO                                     | 0                 | 510               | **            | 510            |
| SOSA CAUSTICA                              | 3,046             | 0                 | -100.0 %      | -3,046         |
| ACIDO GRASO DE PALMA                       | 499               | 0                 | -100.0 %      | -499           |
| <b>Combustibles en Terminales privadas</b> | <b>3,083,481</b>  | <b>3,120,224</b>  | <b>1.2 %</b>  | <b>36,744</b>  |
| DIESEL                                     | 1,155,319         | 1,325,378         | 14.7 %        | 170,059        |
| GASOLINA REGULAR                           | 1,391,677         | 1,287,012         | -7.5 %        | -104,665       |
| GASOLINA PREMIUM                           | 408,178           | 362,516           | -11.2 %       | -45,662        |
| METIL TER-BUTIL ÉTER (MTBE)                | 90,768            | 141,431           | 55.8 %        | 50,663         |
| TURBOSINA (IMP PRIVADA)                    | 37,538            | 3,886             | -89.6 %       | -33,652        |
| <b>Combustibles Terminal de Pemex</b>      | <b>1,764,449</b>  | <b>2,273,904</b>  | <b>28.9 %</b> | <b>509,455</b> |
| PX. REGULAR                                | 823,820           | 1,058,269         | 28.5 %        | 234,449        |
| PX. DIESEL                                 | 634,811           | 899,309           | 41.7 %        | 264,498        |
| PX PREMIUM                                 | 305,818           | 316,327           | 3.4 %         | 10,509         |
| <b>TOTAL IMPORTACIÓN</b>                   | <b>23,187,719</b> | <b>23,904,273</b> | <b>3.1 %</b>  | <b>716,554</b> |

**PRODUCTOS SIGNIFICANTES DE EXPORTACIÓN Y CABOTAJE  
 (TONELADAS)**

| TIPODE CARGA<br>PRODUCTO           | ENERO-NOVIEMBRE   |                   |                   |                  |
|------------------------------------|-------------------|-------------------|-------------------|------------------|
|                                    | 2021              | 2022              | Incremento %      | Diferencia       |
| <b>C. GRAL. SUELTA (sin autos)</b> | <b>818,065</b>    | <b>1,050,586</b>  | <b>28.4 %</b>     | <b>232,521</b>   |
| TUBO                               | 451,384           | 577,068           | 27.8 %            | 125,683          |
| ACERO (VARIOS)                     | 272,711           | 419,313           | 53.8 %            | 146,602          |
| MAQUINARIA                         | 33,969            | 26,188            | -22.9 %           | -7,781           |
| OXIDO DE CALCIO                    | 36,792            | 15,559            | -57.7 %           | -21,233          |
| OTROS                              | 3,966             | 5,756             | 45.1 %            | 1,790            |
| FERTILIZANTES                      | 3,760             | 4,350             | 15.7 %            | 590              |
| BARITA (SS)                        | 0                 | 2,354             | **                | 2,354            |
| PRODUCTOS MÉDICOS                  | 1,916             | 0                 | -100.0 %          | -1,916           |
| <b>VEHICULOS RoRo.(UNIDADES) *</b> | <b>513,380</b>    | <b>519,941</b>    | <b>1.3 %</b>      | <b>6,561</b>     |
| <b>VEHICULOS RoRo.(Tons) *</b>     | <b>885,347</b>    | <b>911,279</b>    | <b>2.9 %</b>      | <b>25,932</b>    |
| <b>C.GRAL CONT.</b>                | <b>3,806,358</b>  | <b>3,790,150</b>  | <b>-0.4 %</b>     | <b>-16,209</b>   |
| <b>GRANEL MINERAL</b>              | <b>61,178</b>     | <b>8,137</b>      | <b>-86.7 %</b>    | <b>-53,041</b>   |
| PET-COKE                           | 0                 | 8,137             | **                | 8,137            |
| CLINKER                            | 15,031            | 0                 | -100.0 %          | -15,031          |
| FERTILIZANTES                      | 1,200             | 0                 | -100.0 %          | -1,200           |
| CARBÓN MINERAL                     | 10,654            | 0                 | -100.0 %          | -10,654          |
| <b>GRANEL AGRICOLA</b>             | <b>263,686</b>    | <b>333,981</b>    | <b>26.7 %</b>     | <b>70,295</b>    |
| AZUCAR                             | 263,686           | 333,981           | 26.7 %            | 70,295           |
| <b>TOTAL EXPORTACIÓN</b>           | <b>5,834,635</b>  | <b>6,094,133</b>  | <b>4.4 %</b>      | <b>259,498</b>   |
| <b>SUB TOTAL ALTURA (IMP+EXP)</b>  | <b>29,022,354</b> | <b>29,998,405</b> | <b>3.4 %</b>      | <b>976,052</b>   |
| <b>CABOTAJE DE ENTRADA:</b>        | <b>237,357</b>    | <b>170,914</b>    | <b>-28.0 %</b>    | <b>-66,443</b>   |
| <b>COMBUSTIBLES PEMEX</b>          | <b>237,357</b>    | <b>170,914</b>    | <b>-28.0 %</b>    | <b>-66,443</b>   |
| PX. GASOLINA REGULAR               | 180,627           | 108,755           | -39.8 %           | -71,871          |
| PX. DIESEL                         | 53,880            | 46,684            | -13.4 %           | -7,196           |
| PX. GASOLINA PREMIUM               | 2,850             | 15,475            | 442.9 %           | 12,625           |
| <b>CABOTAJE DE SALIDA:</b>         | <b>174,129</b>    | <b>1,247,527</b>  | <b>10,119.4 %</b> | <b>733,850</b>   |
| <b>GRANEL MINERAL</b>              | <b>174,129</b>    | <b>1,247,527</b>  | <b>616.4 %</b>    | <b>1,073,398</b> |
| BALASTO                            | 174,129           | 1,247,527         | 616.4 %           | 1,073,398        |
| <b>SUBTOTAL CABOTAJE</b>           | <b>411,485</b>    | <b>1,418,441</b>  | <b>244.7 %</b>    | <b>1,006,955</b> |
| <b>TOTAL (ALTURA + CABOTAJE)</b>   | <b>29,433,839</b> | <b>31,416,846</b> | <b>6.7 %</b>      | <b>1,983,007</b> |





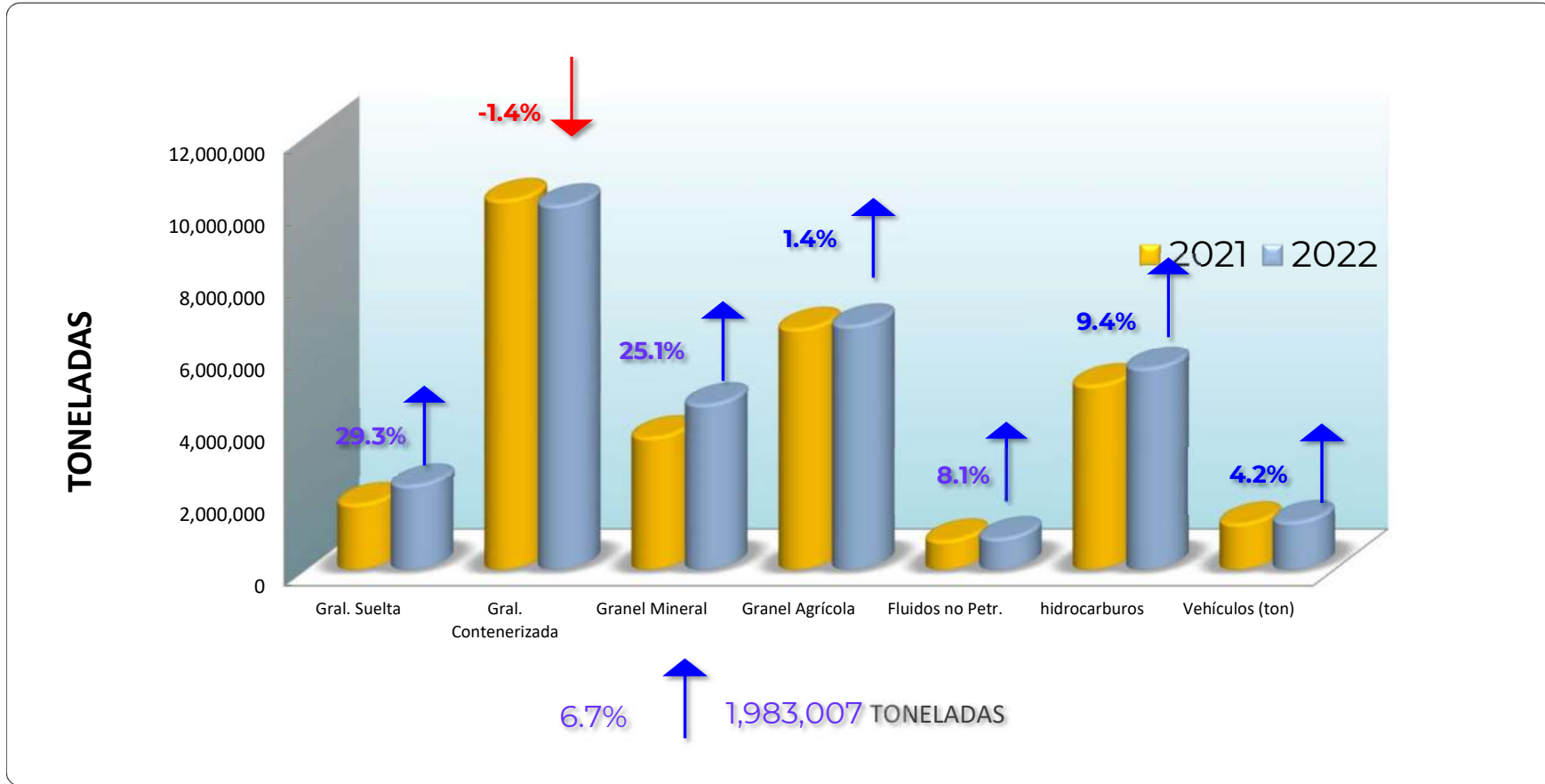
**MARINA**  
SECRETARÍA DE MARINA



## IV. GRÁFICAS.

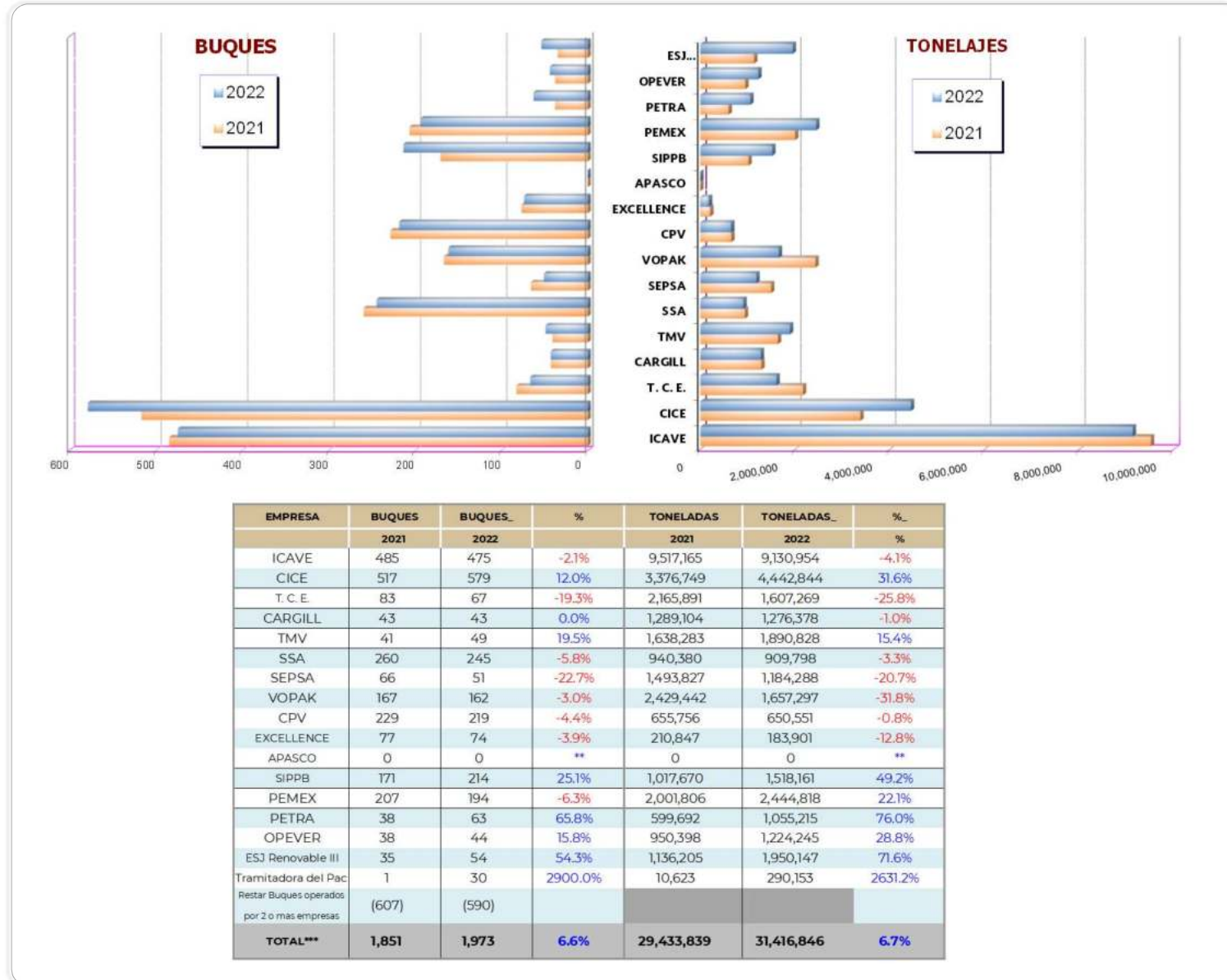
**DATOS ESTADÍSTICOS DEL MOVIMIENTO DE CARGA, ENERO-NOVIEMBRE 2022**

**MOVIMIENTO POR TIPO DE CARGA**  
**COMPARATIVO 2021-2022**  
PERIODO: Enero-noviembre de 2022



## BUQUES Y TONELAJES MANEJADOS POR EMPRESA CESIONARIA Y/O TERMINAL

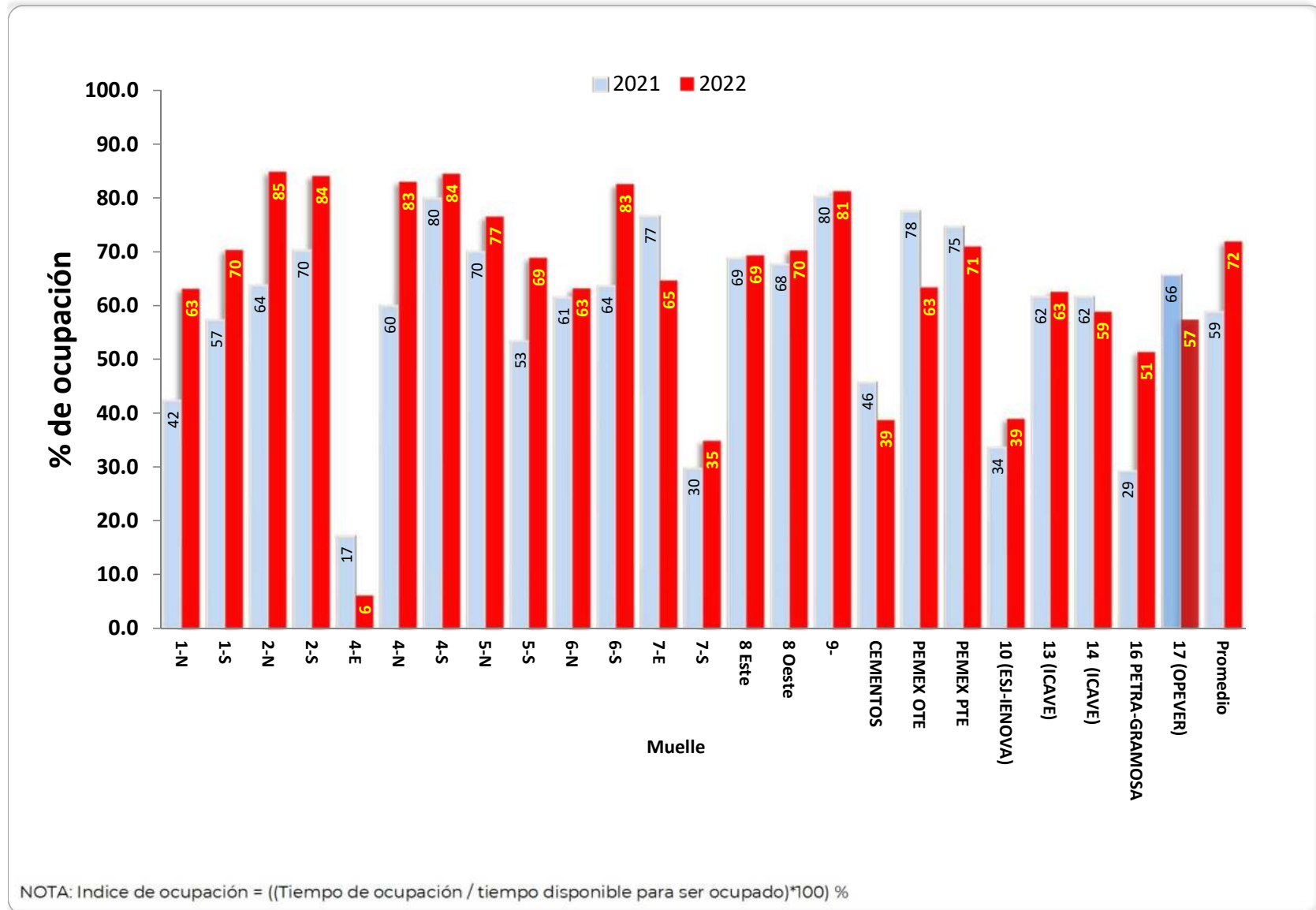
PERIODO: Enero-noviembre de 2022



## % DE OCUPACION DE MUELLES

COMPARATIVO 2021-2022

PERIODO: Enero-noviembre de 2022

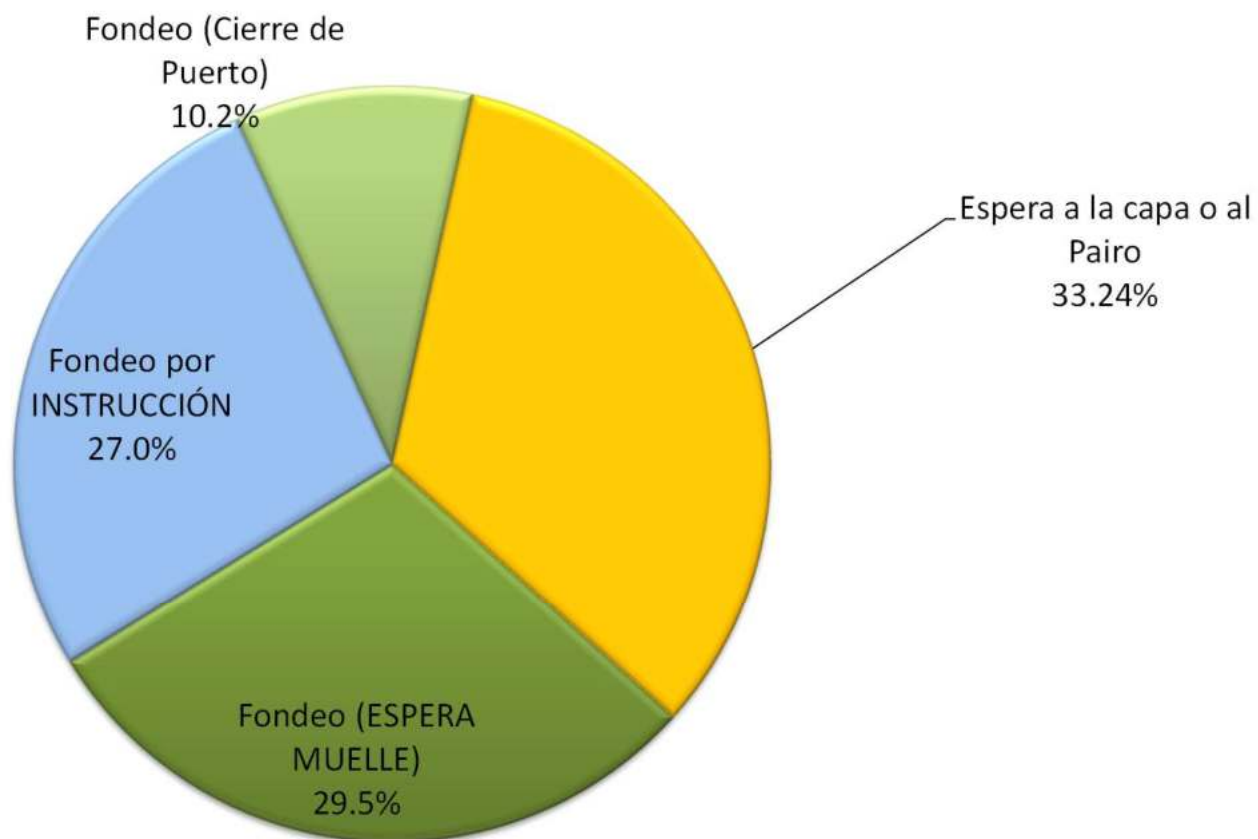


### TIEMPOS DE ESPERA DE BUQUES EN ZONA DE FONDEO

PERIODO: Enero-noviembre de 2022

**TOTAL DE HORAS-BUQUE EN ZONA DE ESPERA = 91,110**

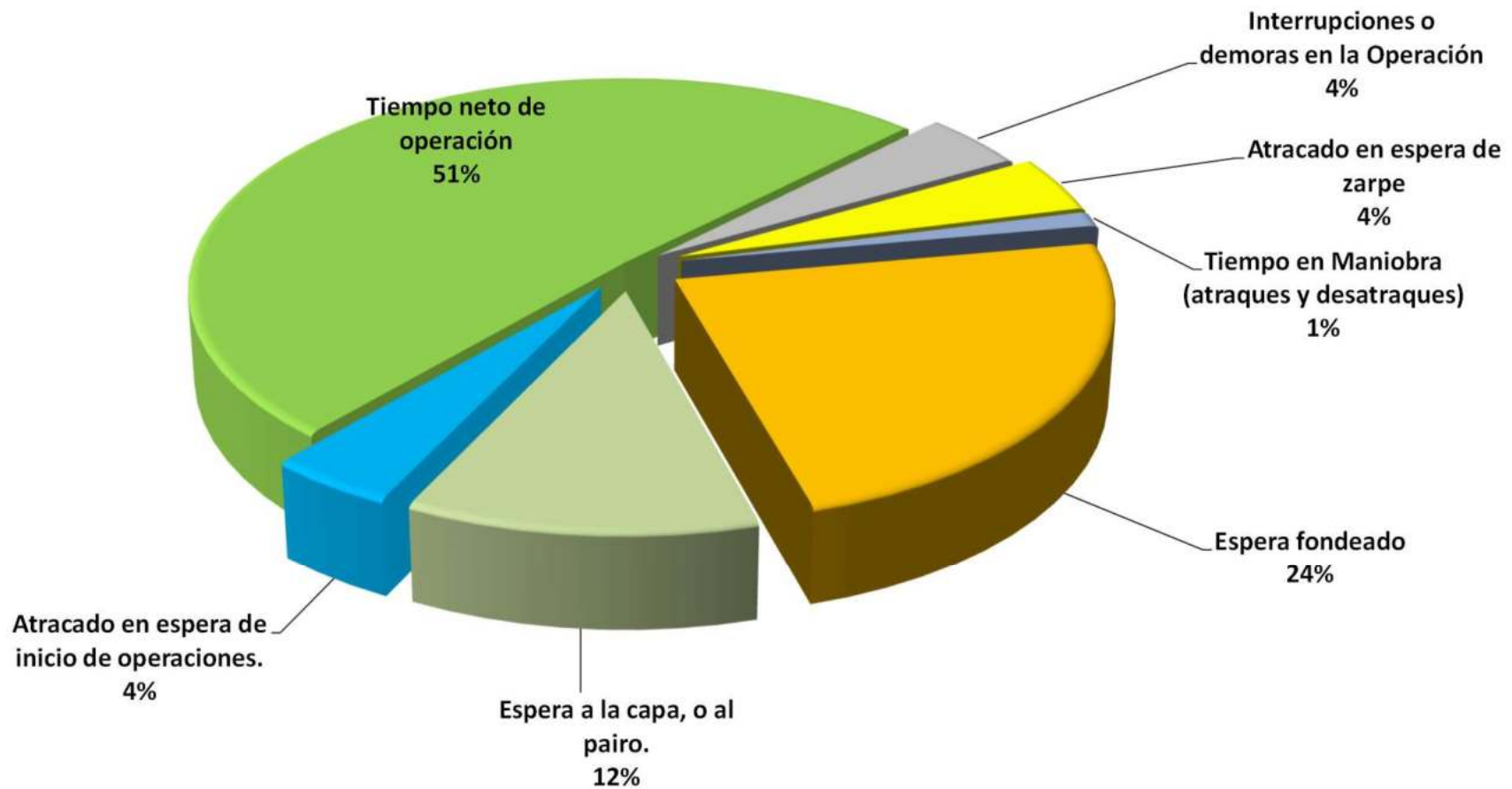
**Buques con registro de fondeo = 862**



**DISTRIBUCIÓN DEL TIEMPO TOTAL DE BUQUES EN PUERTO**

PERIODO: Enero-noviembre de 2022

**HORAS-BUQUE EN PUERTO TOTALES = 259,923**  
**Buques atendidos = 1,973**



\* INCLUYE SALIDAS A FONDEO, CUANDO REGRESA A CONTINUAR OPERACIONES



**MARINA**  
SECRETARÍA DE MARINA



## **V. SERVICIOS DE REMOLQUE, FONDEO Y RELACIÓN DE BUQUES ATENDIDOS EN EL MES.**

**DATOS ESTADÍSTICOS DEL MOVIMIENTO DE CARGA, ENERO-NOVIEMBRE 2022**



## SERVICIOS DE REMOLCADORES

PERIODO: Enero-noviembre de 2022

| REMOLCADOR / EMPRESA                      | SERVICIOS A BUQUES EN MANIOBRAS DE |                          |              | SERVICIOS<br>ESPECIALES | FALSOS<br>SERVICIOS | TOTALES      |
|---|------------------------------------|--------------------------|--------------|-------------------------|---------------------|--------------|
|   | ATRAQUE                            | MOVIMIENTO<br>O ENMIENDA | DESATRAQUE   |                         |                     |              |
| DON CARLOS                                | 79                                 | 17                       | 136          | 0                       | 0                   | 232          |
| TOMY                                      | 914                                | 51                       | 920          | 0                       | 1                   | 1,886        |
| JESUS                                     | 859                                | 48                       | 828          | 2                       | 1                   | 1,738        |
| <b>Subtotal (Rems REMOLQUE Y LANHAJE)</b> | <b>1,852</b>                       | <b>116</b>               | <b>1,884</b> | <b>2</b>                | <b>2</b>            | <b>3,856</b> |
| SAAM TACUATE                              | 718                                | 49                       | 708          | 3                       | 1                   | 1,479        |
| SAAM RARAMURI                             | 995                                | 35                       | 984          | 5                       | 1                   | 2,020        |
| SAAM ZAPOTECA                             | 79                                 | 6                        | 72           | 0                       | 0                   | 157          |
| SAAM HUASTECA                             | 748                                | 7                        | 734          | 6                       | 1                   | 1,496        |
| <b>Subtotal (Rems SAAM TOWAGE)</b>        | <b>2,540</b>                       | <b>97</b>                | <b>2,498</b> | <b>14</b>               | <b>3</b>            | <b>5,152</b> |
| <b>TOTAL</b>                              | <b>4,392</b>                       | <b>213</b>               | <b>4,382</b> | <b>16</b>               | <b>5</b>            | <b>9,008</b> |

**FONDEO DE BUQUES (registrado)**  
**POR TIPO DE CARGA**  
 PERIODO: Enero-noviembre de 2022

| TIPO DE CARGA   | CAUSA       |                |                 |                 |                    |                 |                   |          | TOTAL      |                 |
|---|-------------|----------------|-----------------|-----------------|--------------------|-----------------|-------------------|----------|------------|-----------------|
|   | MAL TIEMPO* |                | OCUP. DE MUELLE |                 | INSTR. DEL USUARIO |                 | ESPERA MAREA ALTA |          | BUQUES     | HR-BUQUE        |
|   | BUQUES      | HR-BUQUE       | BUQUES          | HR-BUQUE        | BUQUES             | HR-BUQUE        | BUQUES            | HR-BUQUE |            |                 |
| Carga general.  | 12          | 975.7          | 75              | 4,057.8         | 79                 | 5,514.9         |                   |          | 166        | 10,548.3        |
| Granel mineral pesado (chatarra, arrabio, pet-coke, etc.) | 10          | 1,131.1        | 28              | 2,471.2         | 31                 | 1,847.7         |                   |          | 69         | 5,450.0         |
| Granel mineral ligero (fertilizantes)                     | 2           | 77.7           | 17              | 1,329.9         | 32                 | 2,007.5         |                   |          | 51         | 3,415.1         |
| Granel agrícola en instalacion especializada de CARGILL   | 3           | 335.9          | 7               | 519.7           | 17                 | 2,681.5         |                   |          | 27         | 3,537.1         |
| Granel agrícola en instalacion especializada de TMV       |             |                | 11              | 989.8           | 19                 | 1,610.9         |                   |          | 30         | 2,600.6         |
| Granel agrícola en instalacion especializada de TCE       | 4           | 187.8          | 10              | 917.4           | 10                 | 837.6           |                   |          | 24         | 1,942.8         |
| Granel agrícola en instalacion especializada de PETRA     | 2           | 24.9           | 4               | 795.6           | 3                  | 348.2           |                   |          | 9          | 1,168.7         |
| Granel agrícola en muelle convencional                    | 2           | 148.8          | 23              | 1,647.2         | 16                 | 1,341.7         |                   |          | 41         | 3,137.7         |
| Fluidos   | 15          | 520.4          | 18              | 503.9           | 31                 | 1,010.4         |                   |          | 64         | 2,034.6         |
| Contenedores en term. Especializada                       | 49          | 2,551.1        | 10              | 465.1           | 7                  | 336.8           |                   |          | 66         | 3,353.0         |
| Contenedores en term. Multiusos                           | 13          | 583.5          | 11              | 756.6           | 14                 | 383.7           |                   |          | 38         | 1,723.9         |
| Vehículos   | 25          | 1,850.9        | 24              | 1,250.9         | 48                 | 3,360.0         |                   |          | 97         | 6,461.7         |
| Combustibles  | 13          | 868.9          | 114             | 11,217.1        | 53                 | 3,362.0         |                   |          | 180        | 15,448.0        |
| <b>TOTAL</b>  | <b>150</b>  | <b>9,256.7</b> | <b>352</b>      | <b>26,922.0</b> | <b>360</b>         | <b>24,642.6</b> |                   |          | <b>862</b> | <b>60,821.3</b> |

\* Puerto cerrado a la navegación mayor por vientos del norte

## RELACION DE BUQUES OPERADOS

Durante el mes de noviembre-2022

| No. | REG  | BUQUE                 | PAIS<br>BANDERA   | ESLORA<br>(M) | TRB    | MUELLE         | FECHA<br>ARRIBO | FECHA<br>ZARPE | TIPO DE<br>CARGA    | CARGA (Tons) | Vehiculos<br>(Unid) | Contenedores<br>(TEUS) | ESTADIA EN<br>MUELLE (HR) | AG.<br>CONSIG.               | No. de viaje<br>en el año  |    |
|-----|------|-----------------------|-------------------|---------------|--------|----------------|-----------------|----------------|---------------------|--------------|---------------------|------------------------|---------------------------|------------------------------|----------------------------|----|
| 1   | 1953 | ADRIA ACE             | BAHAMAS           | 176           | 41,009 | 6 N            | 04-nov-22       | 06-nov-22      | AUTOMOVILES         | 3,888        | 2,564               | 0                      | 38.48                     | REPRESENTACIONES MARITIM     | 16                         |    |
| 2   | 1984 | ALTAMIRA EXPRESS      | HONG KONG         | 294           | 54,940 | 13 BAHIA NORTE | 09-nov-22       | 10-nov-22      | CONTENEDORES ESPE   | 18,085       | 0                   | 2,409                  | 24.83                     | HAPAG-LLOYD MEXICO S.A.      | 6                          |    |
| 3   | 2040 | ANNAMARIA             | LIBERIA           | 116           | 6,569  | 5 S            | 18-nov-22       | 28-nov-22      | CARGA GENERAL       | 8,002        | 0                   | 0                      | 216.20                    | ROJAS, VELA Y ASOCIADOS, S.  | 1                          |    |
| 4   | 1970 | ARC RESOLVE           | AMERICANA         | 199           | 61,260 | 7 E            | 07-nov-22       | 08-nov-22      | AUTOMOVILES         | 7,484        | 2,695               | 0                      | 36.00                     | TRANSMARINE NAVIGATION DE    | 5                          |    |
| 5   | 1728 | ARDMORE SEAWOLF       | ISLAS MARSHALL    | 183           | 29,737 | PEMEX PTE      | 30-sep-22       | 02-nov-22      | COMBUSTIBLE (FLUIDO | 25,200       | 0                   | 0                      | 68.48                     | REPRESENTACIONES MARITIM     | 1                          |    |
| 6   | 1876 | ARGO B                | ISLAS MARSHALL    | 180           | 22,402 | 2 N            | 23-oct-22       | 14-nov-22      | GRANEL MINERAL      | 21,442       | 0                   | 0                      | 240.07                    | MEXSHIPPING AGENCIA, S.A. D  | 2                          |    |
| 7   | 2010 | ARIADNE               | BAHAMAS           | 186           | 30,053 | PEMEX PTE      | 12-nov-22       | 24-nov-22      | COMBUSTIBLE (FLUIDO | 23,520       | 0                   | 0                      | 146.33                    | NAVESCO S. DE RL. DE CV.     | 2                          |    |
| 8   | 1977 | ARIES SUMIRE          | PANAMA            | 200           | 36,762 | 16 BAHIA NORTE | 08-nov-22       | 11-nov-22      | GRANEL AGRICOLA ES  | 22,900       | 0                   | 0                      | 62.28                     | REPRESENTACIONES MARITIM     | 1                          |    |
| 9   | 1957 | AS PALINA             | LIBERIA           | 210           | 26,833 | 14 BAHIA NORTE | 05-nov-22       | 06-nov-22      | CONTENEDORES ESPE   | 10,770       | 0                   | 1,671                  | 21.78                     | JESUS CARRILLO RAMOS         | 6                          |    |
| 10  | 1989 | AS PETRONIA           | PORTUGAL          | 210           | 26,833 | 13 BAHIA NORTE | 10-nov-22       | 11-nov-22      | CONTENEDORES ESPE   | 24,352       | 0                   | 0                      | 28.53                     | JESUS CARRILLO RAMOS         | 7                          |    |
| 11  | 1972 | AS SVENJA             | LIBERIA           | 175           | 18,123 | 7 S            | 07-nov-22       | 09-nov-22      | CONTENEDORES CON    | 6,233        | 0                   | 1,006                  | 25.77                     | ALTAMARITIMA, S.A. DE C.V.   | 1                          |    |
| 12  | 2006 | ASL LEBAN             | ISLAS MARSHALL    | 178           | 22,852 | 8 ESTE         | 18-nov-22       | 19-nov-22      | GRANEL AGRICOLA ES  | 3,799        | 0                   | 0                      | 151.90                    | NAVESCO S. DE RL. DE CV.     | 1                          |    |
| 13  | 2018 | ATLANTIC BRAVE        | LIBERIA           | 180           | 21,174 | 4 NP           | 14-nov-22       | 22-nov-22      | CARGA GENERAL       | 3,439        | 0                   | 0                      | 73.18                     | REPRESENTACIONES MARITIM     | 1                          |    |
| 14  | 2045 | ATLANTIC DREAM        | SINGAPUR          | 177           | 20,218 | 8 OESTE        | 19-nov-22       | 23-nov-22      | GRANEL AGRICOLA ES  | 30,243       | 0                   | 0                      | 85.40                     | PACVER, S.A. DE C.V.         | 8                          |    |
| 15  | 1903 | AYE EVOLUTION         | LIBERIA           | 190           | 31,882 | 5 N            | 26-oct-22       | 14-nov-22      | GRANEL AGRICOLA CO  | 39,900       | 0                   | 0                      | 248.27                    | MERITUS HOLDINGS, S.A. DE C  | 1                          |    |
| 16  | 1887 | BALTIC ACE            | PANAMA            | 180           | 21,188 | 4 NP           | 23-oct-22       | 14-nov-22      | GRANEL MINERAL      | 31,421       | 0                   | 0                      | 80.87                     | MEXSHIPPING AGENCIA, S.A. D  | 1                          |    |
| 17  | 1890 | BALTIC PEARL          | LIBERIA           | 190           | 24,196 | 17 BAHIA NORTE | 24-oct-22       | 05-nov-22      | GRANEL MINERAL      | 32,994       | 0                   | 0                      | 138.88                    | MEXSHIPPING AGENCIA, S.A. D  | 2                          |    |
| 18  | 2035 | BBC ARIZONA           | ANTIGUA Y BARBUDA | 139           | 9,618  | 4 SR           | 17-nov-22       |                | CARGA GENERAL       | 7,934        | 0                   | 0                      | 64.58                     | CH MARITIME, S.A. DE C.V.    | 1                          |    |
| 19  | 1913 | BBC EUROPE            | ANTIGUA Y BARBUDA | 120           | 7,014  | 4 SR           | 27-oct-22       | 09-nov-22      | CARGA GENERAL       | 5,774        | 0                   | 0                      | 152.72                    | ULLUA SHIPPING S.A. DE C.V.  | 1                          |    |
| 20  | 1915 | BBC PARANA            | ANTIGUA Y BARBUDA | 143           | 12,980 | 4 SR           | 27-oct-22       | 18-nov-22      | CARGA GENERAL       | 8,087        | 0                   | 0                      | 208.67                    | CH MARITIME, S.A. DE C.V.    | 1                          |    |
| 21  | 1907 | BBC XINGANG           | ANTIGUA Y BARBUDA | 126           | 8,255  | 4 SR           | 26-oct-22       | 03-nov-22      | CARGA GENERAL       | 1,978        | 0                   | 0                      | 78.23                     | CH MARITIME, S.A. DE C.V.    | 1                          |    |
| 22  | 1908 | BRAVERY ACE           | PANAMA            | 189           | 52,276 | 7 E            | 27-oct-22       | 03-nov-22      | AUTOMOVILES         | 6,031        | 3,448               | 0                      | 36.33                     | REPRESENTACIONES MARITIM     | 17                         |    |
| 23  | 1988 | BROOKLYN BRIDGE       | PANAMA            | 267           | 44,459 | 14 BAHIA NORTE | 09-nov-22       | 11-nov-22      | CONTENEDORES ESPE   | 19,322       | 0                   | 1,799                  | 6.94                      | MERITUS HOLDINGS, S.A. DE C  | 6                          |    |
| 24  | 1855 | BUNUN FORTUNE         | HONG KONG         | 180           | 23,281 | 4 SP           | 20-oct-22       | 16-nov-22      | GRANEL MINERAL      | 11,057       | 0                   | 0                      | 157.93                    | TWIN MARINE DEL PACIFICO, S  | 1                          |    |
| 25  | 2060 | BURGOS                | MEXICANA          | 176           | 25,400 | PEMEX OTE      | 22-nov-22       | 27-nov-22      | COMBUSTIBLE (FLUIDO | 15,067       | 0                   | 0                      | 64.22                     | PEMEX LOGISTICA              | 7                          |    |
| 26  | 2074 | BUXCLIFF              | PORTUGAL          | 300           | 72,760 | 13 BAHIA NORTE | 24-nov-22       | 28-nov-22      | CONTENEDORES ESPE   | 42,853       | 0                   | 4,459                  | 36.75                     | REPRESENTACIONES MARITIM     | 5                          |    |
| 27  | 1969 | BUXCONTACT            | PORTUGAL          | 207           | 25,375 | 7 S            | 07-nov-22       | 08-nov-22      | CONTENEDORES CON    | 2,061        | 0                   | 150                    | 21.52                     | ALTAMARITIMA, S.A. DE C.V.   | 1                          |    |
| 28  | 2022 | CANADIAN HIGHWAY      | PANAMA            | 200           | 59,447 | 1 N            | 15-nov-22       | 25-nov-22      | AUTOMOVILES         | 9,487        | 4,457               | 0                      | 46.72                     | ROJAS, VELA Y ASOCIADOS, S.  | 3                          |    |
| 29  | 1965 | CARIBE LIZA           | ISLE OF MAN       | 129           | 8,545  | CEM            | 06-nov-22       | 08-nov-22      | LIQUIDOS            | 5,088        | 0                   | 0                      | 20.07                     | NAOS MARITIMA, S.A. DE C.V.  | 7                          |    |
| 30  | 1929 | CARIBE MARIA          | LIBERIA           | 117           | 7,699  | CEM            | 31-oct-22       | 01-nov-22      | LIQUIDOS            | 4,992        | 0                   | 0                      | 17.07                     | NAOS MARITIMA, S.A. DE C.V.  | 3                          |    |
| 31  | 2048 | CHACABUCO             | LIBERIA           | 276           | 66,280 | 14 BAHIA NORTE | 19-nov-22       | 25-nov-22      | CONTENEDORES ESPE   | 18,242       | 0                   | 1,982                  | 20.83                     | HAPAG-LLOYD MEXICO S.A. DE   | 7                          |    |
| 32  | 1944 | CHEM AMSTERDAM        | ISLAS MARSHALL    | 141           | 11,733 | CEM            | 03-nov-22       | 03-nov-22      | LIQUIDOS            | 2,078        | 0                   | 0                      | 13.70                     | REPRESENTACIONES MARITIM     | 1                          |    |
| 33  | 2097 | CHEM COBALT           | LIBERIA           | 147           | 11,918 | 7 E            | 29-nov-22       | 29-nov-22      | LIQUIDOS            | 1,201        | 0                   | 0                      | 18.43                     | REPRESENTACIONES MARITIM     | 2                          |    |
| 34  | 2072 | CHICAGO HARMONY       | PANAMA            | 183           | 24,328 | 6 S            | 24-nov-22       | 01-dic-22      | CARGA GENERAL       | 4,350        | 0                   | 0                      | 62.83                     | REPRESENTACIONES MARITIM     | 1                          |    |
| 35  | 1934 | CMA CGM ARISTOTE      | BRASIL            | 170           | 17,594 | 6 N            | 02-nov-22       | 03-nov-22      | CONTENEDORES CON    | 13,358       | 0                   | 1,295                  | 27.58                     | ALTAMARITIMA, S.A. DE C.V.   | 4                          |    |
| 36  | 2037 | CMA CGM ARISTOTE      | BRASIL            | 170           | 17,594 | 7 S            | 17-nov-22       | 24-nov-22      | CONTENEDORES CON    | 9,812        | 0                   | 769                    | 18.63                     | REPRESENTACIONES TRANSP      | 5                          |    |
| 37  | 2089 | CMA CGM LAMARTINE     | MALTA             | 299           | 73,779 | 14 BAHIA NORTE | 28-nov-22       | 29-nov-22      | CONTENEDORES ESPE   | 26,120       | 0                   | 3,029                  | 32.62                     | REPRESENTACIONES TRANSP      | 5                          |    |
| 38  | 2056 | CMA CGM SAN FRANCISCO | LIBERIA           | 300           | 75,590 | 13 BAHIA NORTE | 21-nov-22       | 26-nov-22      | CONTENEDORES ESPE   | 15,737       | 0                   | 1,575                  | 17.37                     | REPRESENTACIONES TRANSP      | 1                          |    |
| 39  | 1963 | CONTSHIP ICE          | CYPRUS            | 161           | 16,137 | 6 N            | 07-nov-22       | 07-nov-22      | CONTENEDORES CON    | 8,197        | 0                   | 0                      | 765                       | 26.30                        | ALTAMARITIMA, S.A. DE C.V. | 14 |
| 40  | 2062 | CONTSHIP LEO          | LIBERIA           | 148           | 9,957  | 7 S            | 22-nov-22       | 25-nov-22      | CONTENEDORES CON    | 9,132        | 0                   | 856                    | 20.08                     | ALTAMARITIMA, S.A. DE C.V.   | 3                          |    |
| 41  | 2025 | CONTSHIP PEP          | CHIPRE            | 139           | 9,981  | 7 S            | 15-nov-22       | 18-nov-22      | CONTENEDORES CON    | 2,010        | 0                   | 287                    | 10.73                     | ALTAMARITIMA, S.A. DE C.V.   | 3                          |    |
| 42  | 2029 | CS SATIRA             | BAHAMAS           | 180           | 24,793 | 16 BAHIA NORTE | 15-nov-22       | 23-nov-22      | GRANEL AGRICOLA ES  | 31,933       | 0                   | 0                      | 170.57                    | REPRESENTACIONES MARITIM     | 1                          |    |
| 43  | 1995 | CSL ARGOSY            | BAHAMAS           | 245           | 46,409 | 9 NORTE        | 10-nov-22       | 18-nov-22      | GRANEL MINERAL      | 21,058       | 0                   | 0                      | 87.68                     | AGENCIA CONSIGNATARIA MAF    | 1                          |    |
| 44  | 1813 | DELOS DAWN            | ISLAS MARSHALL    | 189           | 29,071 | 4 SP           | 15-oct-22       | 09-nov-22      | GRANEL MINERAL      | 24,788       | 0                   | 0                      | 287.38                    | NAVESCO S. DE RL. DE CV.     | 1                          |    |
| 45  | 1939 | DIMITRA C             | MALTA             | 294           | 74,761 | 14 BAHIA NORTE | 02-nov-22       | 04-nov-22      | CONTENEDORES ESPE   | 24,297       | 0                   | 2,336                  | 25.08                     | HAPAG-LLOYD MEXICO S.A. DE   | 7                          |    |
| 46  | 1987 | DIONYSUS              | LIBERIA           | 200           | 36,303 | 1 S            | 09-nov-22       | 22-nov-22      | CARGA GENERAL       | 8,395        | 0                   | 0                      | 183.95                    | TRANSMARINE NAVIGATION DE    | 1                          |    |
| 47  | 1985 | DRIVE GREEN HIGHWAY   | PANAMA            | 200           | 76,387 | 1 N            | 09-nov-22       | 11-nov-22      | AUTOMOVILES         | 9,434        | 4,153               | 0                      | 48.42                     | ROJAS, VELA Y ASOCIADOS, S.  | 4                          |    |
| 48  | 2066 | EAGLE II              | ISLAS MARSHALL    | 161           | 15,633 | 7 S            | 23-nov-22       | 25-nov-22      | CONTENEDORES CON    | 2,134        | 0                   | 197                    | 11.00                     | REPRESENTACIONES TRANSP      | 1                          |    |
| 49  | 1911 | ELINA B.              | MALTA             | 196           | 34,374 | 4 NP           | 27-oct-22       | 11-nov-22      | GRANEL AGRICOLA CO  | 28,059       | 0                   | 0                      | 124.70                    | MEXSHIPPING AGENCIA, S.A. D  | 1                          |    |
| 50  | 1869 | EMERALD ENTERPRISE    | PANAMA            | 180           | 21,265 | 2 N            | 22-oct-22       | 04-nov-22      | GRANEL MINERAL      | 27,217       | 0                   | 0                      | 103.83                    | MEXSHIPPING AGENCIA, S.A. D  | 1                          |    |
| 51  | 1983 | FEDERAL KUMANO        | ISLAS MARSHALL    | 200           | 20,661 | 5 S            | 09-nov-22       | 19-nov-22      | GRANEL AGRICOLA CO  | 21,580       | 0                   | 0                      | 126.22                    | MERITUS DE MEXICO, S.A. DE C | 1                          |    |
| 52  | 1996 | Fort Desaix           | MALTA             | 269           | 42,609 | 14 BAHIA NORTE | 12-nov-22       | 12-nov-22      | CONTENEDORES ESPE   | 5,326        | 0                   | 2,616                  | 26.95                     | JESUS CARRILLO RAMOS         | 1                          |    |
| 53  | 1999 | FWN MOMENTUM          | HOLANDA           | 116           | 6,693  | 4 NP           | 11-nov-22       | 28-nov-22      | CARGA GENERAL       | 4,337        | 0                   | 0                      | 125.52                    | REPRESENTACIONES MARITIM     | 14                         |    |
| 54  | 2095 | GARFIELD              | LIBERIA           | 207           | 25,406 | 7 S            | 28-nov-22       | 29-nov-22      | CONTENEDORES CON    | 5,734        | 0                   | 535                    | 20.50                     | REPRESENTACIONES TRANSP      | 1                          |    |
| 55  | 2009 | GENCO ARDENNES        | ISLAS MARSHALL    | 190           | 32,837 | 5 N            | 12-nov-22       | 23-nov-22      | GRANEL AGRICOLA CO  | 46,339       | 0                   | 0                      | 216.82                    | MERITUS HOLDINGS, S.A. DE C  | 1                          |    |
| 56  | 1942 | GENCO MADELEINE       | ISLAS MARSHALL    | 200           | 35,884 | 8 OESTE        | 02-nov-22       | 08-nov-22      | GRANEL AGRICOLA ES  | 49,873       | 0                   | 0                      | 140.37                    | PACVER, S.A. DE C.V.         | 1                          |    |
| 57  | 2015 | GLOVIS CHAMPION       | KOREA             | 200           | 59,060 | 6 N            | 13-nov-22       | 26-nov-22      | AUTOMOVILES         | 8,827        | 5,876               | 0                      | 74.45                     | ALTAMARITIMA, S.A. DE C.V.   | 2                          |    |
| 58  | 2067 | GLOVIS SYMPHONY       | ISLAS MARSHALL    | 200           | 64,546 | 1 N            | 23-nov-22       | 26-nov-22      | AUTOMOVILES         | 2,150        | 1,191               | 0                      | 20.23                     | ALTAMARITIMA, S.A. DE C.V.   | 1                          |    |
| 59  | 1973 | GSL ARCADIA           | LIBERIA           | 277           | 66,289 | 14 BAHIA NORTE | 07-nov-22       | 09-nov-22      | CONTENEDORES ESPE   | 25,223       | 0                   | 2,073                  | 28.90                     | JESUS CARRILLO RAMOS         | 1                          |    |
| 60  | 2036 | HALLEY                | LIBERIA           | 210           | 26,833 | 13 BAHIA NORTE | 17-nov-22       | 19-nov-22      | CONTENEDORES ESPE   | 21,006       | 0                   | 2,342                  | 22.90                     | JESUS CARRILLO RAMOS         | 3                          |    |
| 61  | 1981 | HAMMONIA HUSUM        | LIBERIA           | 210           | 26,836 | 14 BAHIA NORTE | 09-nov-22       | 10-nov-22      | CONTENEDORES ESPE   | 21,461       | 0                   | 2,340                  | 23.40                     | JESUS CARRILLO RAMOS         | 6                          |    |
| 62  | 1978 | HIGH WIND             | LIBERIA           | 183           | 29,957 | 10 BAHIA NORTE | 08-nov-22       | 12-nov-22      | COMBUSTIBLE (FLUIDO | 38,416       | 0                   | 0                      | 42.48                     | ERNESTO VARGAS OROZCO, S     | 3                          |    |
| 63  | 2014 | HOEGH CHIBA           | NORUEGA           | 199           | 59,705 | 1 N            | 13-nov-22       | 23-nov-22      | AUTOMOVILES         | 3,906        | 2,226               | 0                      | 101.43                    | ALTAMARITIMA, S.A. DE C.V.   | 3                          |    |
| 64  | 2005 | HOEGH OSAKA           | SINGAPUR          | 180           | 51,770 | 6 N            | 11-nov-22       | 14-nov-22      | AUTOMOVILES         | 6,932        | 3,081               | 0                      | 56.10                     | ALTAMARITIMA, S.A. DE C.V.   | 5                          |    |
| 65  | 2070 | HOEGH YOKOHAMA        | SINGAPUR          | 180           | 51,770 | 6 N            | 23-nov-22       | 30-nov-22      | AUTOMOVILES         | 6,649        | 3,508               | 0                      | 37.12                     | ALTAMARITIMA, S.A. DE C.V.   | 6                          |    |
| 66  | 1946 | JMC 3080              | VANUATU           | 92            | 3,105  | 9 SUR          | 03-nov-22       | 05-nov-22      | GRANEL MINERAL      | 6,975        | 0                   | 0                      | 50.92                     | AGENCIA CONSIGNATARIA MAF    | 12                         |    |
| 67  | 2003 | JMC 3080              | VANUATU           | 92            | 3,105  | 9 CENTRO       | 11-nov-22       | 14-nov-22      | GRANEL MINERAL      | 7,004        | 0                   | 0                      | 72.53                     | AGENCIA CONSIGNATARIA MAF    | 13                         |    |
| 68  | 2091 | JMC 3080              | VANUATU           | 92            | 3,105  | 9 SUR          | 28-nov-22       | 29-nov-22      | GRANEL MINERAL      | 7,297        | 0                   | 0                      | 33.10                     | AGENCIA CONSIGNATARIA MAF    | 14                         |    |
| 69  | 2031 | KOBE EXPRESS          | BERMUDAS          | 294           | 53,523 | 14 BAHIA NORTE | 16-nov-22       | 19-nov-22      | CONTENEDORES ESPE   | 17,539       | 0                   | 2,379                  | 28.28                     | HAPAG-LLOYD MEXICO S.A. DE   | 7                          |    |
| 70  | 1931 | KUKULCAN              | MEXICANA          | 183           | 30,088 | PEMEX OTE      | 01-nov-22       | 04-nov-22      | COMBUSTIBLE (FLUIDO | 13,933       | 0                   | 0                      | 79.32                     | PEMEX LOGISTICA              | 2                          |    |
| 71  | 1992 | KUKULCAN              | MEXICANA          | 183           | 30,088 | PEMEX OTE      | 10-nov-22       | 15-nov-22      | COMBUSTIBLE (FLUIDO | 24,446       | 0                   | 0                      | 93.67                     | PEMEX LOGISTICA              | 3                          |    |
| 72  | 1991 | LA DIGUE              | ISLAS MARSHALL    | 183           | 30,276 | PEMEX OTE      | 10-nov-22       | 28-nov-22      | COMBUSTIBLE (FLUIDO | 8,267        | 0                   | 0                      | 23.30                     | MEXSHIPPING AGENCIA, S.A. D  | 1                          |    |



RELACION DE BUQUES OPERADOS



Durante el mes de noviembre-2022

Table with columns: No., REG, BUQUE, PAIS, BANDERA, ESLORA (M), TRB, MUELLE, FECHA ARRIBO, FECHA ZARPE, TIPO DE CARGA, CARGA (Tons), Vehiculos (Unid), Contenedores (TEUS), ESTADIA EN MUELLE (HR), AG. CONSIG., No. de viaje en el año. Contains 144 rows of shipping data.

**RELACION DE BUQUES OPERADOS**

**Durante el mes de noviembre-2022**

| No.          | REG                         | BUQUE                     | PAIS BANDERA         | ESLORA (M)       | TRB    | MUELLE         | FECHA ARRIBO | FECHA ZARPE | TIPO DE CARGA       | CARGA (Tons)      | Vehiculos (Unid) | Contenedores (TEUS) | ESTADIA EN MUELLE (HR) | AG. CONSIG.                  | No. de viaje en el año |
|--------------|-----------------------------|---------------------------|----------------------|------------------|--------|----------------|--------------|-------------|---------------------|-------------------|------------------|---------------------|------------------------|------------------------------|------------------------|
| 145          | 1959                        | SIDER TAYRONA             | PANAMA               | 139              | 9,989  | 1 S            | 05-nov-22    | 14-nov-22   | CARGA GENERAL       | 5,028             | 0                | 0                   | 123.62                 | MEXSHIPPING AGENCIA, S.A. D  | 4                      |
| 146          | 2041                        | SIEM ARISTOTLE            | LIBERIA              | 200              | 72,900 | 6 N            | 18-nov-22    | 28-nov-22   | AUTOMOVILES         | 10,435            | 5,470            | 0                   | 62.57                  | MERITUS DE MEXICO, S.A. DE C | 7                      |
| 147          | 1927                        | SIKINOS                   | LIBERIA              | 180              | 23,759 | 1 N            | 31-oct-22    | 02-nov-22   | CARGA GENERAL       | 2,418             | 0                | 0                   | 34.33                  | MEXMARINE AGENCIA, S.A. DE   | 1                      |
| 148          | 2004                        | SIRIUS LEADER             | SINGAPUR             | 180              | 51,496 | 1 N            | 11-nov-22    | 14-nov-22   | AUTOMOVILES         | 3,880             | 2,472            | 0                   | 58.08                  | MERITUS DE MEXICO, S.A. DE C | 6                      |
| 149          | 2012                        | STAR OSPREY               | PANAMA               | 183              | 30,081 | PEMEX PTE      | 12-nov-22    | 24-nov-22   | COMBUSTIBLE (FLUIDO | 24,745            | 0                | 0                   | 30.00                  | ERNESTO VARGAS OROZCO, S     | 1                      |
| 150          | 1956                        | STI LE ROCHER             | ISLAS MARSHALL       | 183.31           | 29,715 | PEMEX OTE      | 04-nov-22    |             | COMBUSTIBLE (FLUIDO | 16,896            | 0                | 0                   | 22.63                  | NAVECOPIA S. DE RL. DE CV.   | 5                      |
| 151          | 1832                        | STI MARSHALL              | SINGAPUR             | 183.07           | 29,991 | PEMEX PTE      | 17-oct-22    | 27-nov-22   | COMBUSTIBLE (FLUIDO | 6,200             | 0                | 0                   | 545.70                 | REPRESENTACIONES MARITIM     | 3                      |
| 152          | 2028                        | STINNES MISTRAL           | ANTIGUA Y BARBUDA    | 138.07           | 9,530  | 7 S            | 15-nov-22    | 22-nov-22   | CARGA GENERAL       | 3,575             | 0                | 63                  | 83.30                  | MEXMARINE AGENCIA, S.A. DE   | 3                      |
| 153          | 2039                        | STOJA                     | BAHAMAS              | 189.9            | 30,092 | 8 ESTE         | 18-nov-22    | 26-nov-22   | GRANEL AGRICOLA ES  | 46,115            | 0                | 0                   | 117.05                 | ADMINISTRADORA MARITIMA T    | 1                      |
| 154          | 2027                        | STOLT FLAMENCO            | ISLAS CAIMAN         | 123.85           | 7,603  | CEM            | 15-nov-22    | 23-nov-22   | LIQUIDOS            | 5,786             | 0                | 0                   | 108.33                 | AGENCIA CONSIGNATARIA DEL    | 6                      |
| 155          | 2078                        | STOLT QUETZAL             | ISLAS CAIMAN         | 123.85           | 7,603  | 7 E            | 25-nov-22    | 26-nov-22   | LIQUIDOS            | 4,000             | 0                | 0                   | 22.55                  | AGENCIA CONSIGNATARIA DEL    | 2                      |
| 156          | 1986                        | STOLT SPAN                | LIBERIA              | 162.6            | 14,900 | 7 E            | 09-nov-22    | 14-nov-22   | LIQUIDOS            | 4,424             | 0                | 0                   | 64.80                  | AGENCIA CONSIGNATARIA DEL    | 2                      |
| 157          | 1961                        | STOLT TEAL                | ISLAS CAIMAN         | 112              | 5,351  | CEM            | 06-nov-22    | 06-nov-22   | LIQUIDOS            | 509               | 0                | 0                   | 9.88                   | AGENCIA CONSIGNATARIA DEL    | 3                      |
| 158          | 1968                        | SUNRISE                   | BAHAMAS              | 177.85           | 22,697 | 2 N            | 07-nov-22    | 23-nov-22   | CARGA GENERAL       | 25,020            | 0                | 0                   | 216.90                 | MEXSHIPPING AGENCIA, S.A. D  | 3                      |
| 159          | 2020                        | TARIFA                    | BAHAMAS              | 199.98           | 57,692 | 1 N            | 14-nov-22    | 18-nov-22   | AUTOMOVILES         | 1,419             | 316              | 0                   | 15.77                  | TRANSMARINE NAVIGATION DE    | 1                      |
| 160          | 2001                        | TEMPANOS                  | LIBERIA              | 299.96           | 88,586 | 13 BAHIA NORTE | 11-nov-22    | 14-nov-22   | CONTENEDORES ESPE   | 29,499            | 0                | 2,754               | 62.85                  | HAPAG-LLOYD MEXICO S.A. DE   | 5                      |
| 161          | 2071                        | TOLEDO                    | REINO UNIDO DE LA GR | 199.99           | 61,482 | 7 E            | 24-nov-22    | 30-nov-22   | AUTOMOVILES         | 2,677             | 1,003            | 0                   | 19.28                  | TRANSMARINE NAVIGATION DE    | 2                      |
| 162          | 2013                        | TOSCANA                   | MALTA                | 199.99           | 61,328 | 7 E            | 13-nov-22    | 24-nov-22   | AUTOMOVILES         | 5,242             | 2,708            | 0                   | 38.73                  | TRANSMARINE NAVIGATION DE    | 6                      |
| 163          | 2052                        | UAL AFRICA                | DUTCH                | 119.05           | 5,568  | 6 S            | 20-nov-22    | 28-nov-22   | CARGA GENERAL       | 1,782             | 0                | 0                   | 91.03                  | GH MARITIME, S.A. DE C.V.    | 1                      |
| 164          | 1930                        | UBC SALAVERY              | CYPRUS               | 171.93           | 21,018 | 9 SUR          | 31-oct-22    | 14-nov-22   | GRANEL MINERAL      | 16,713            | 0                | 0                   | 156.32                 | ULUA SHIPPING S.A. DE C.V.   | 2                      |
| 165          | 2042                        | UBC SALAVERY              | CYPRUS               | 171.93           | 21,018 | 9 NORTE        | 18-nov-22    | 22-nov-22   | GRANEL MINERAL      | 16,785            | 0                | 0                   | 79.83                  | ULUA SHIPPING S.A. DE C.V.   | 3                      |
| 166          | 2086                        | UBC SALAVERY              | CYPRUS               | 171.93           | 21,018 | 9 NORTE        | 27-nov-22    | 29-nov-22   | GRANEL MINERAL      | 16,822            | 0                | 0                   | 50.80                  | ULUA SHIPPING S.A. DE C.V.   | 4                      |
| 167          | 1941                        | UBC SANTA MARTA           | CYPRUS               | 171.59           | 19,748 | 9 NORTE        | 02-nov-22    | 05-nov-22   | GRANEL MINERAL      | 17,116            | 0                | 0                   | 57.90                  | ULUA SHIPPING S.A. DE C.V.   | 16                     |
| 168          | 1990                        | UBC SANTA MARTA           | CYPRUS               | 171.59           | 19,748 | 9 NORTE        | 10-nov-22    | 14-nov-22   | GRANEL MINERAL      | 17,198            | 0                | 0                   | 92.73                  | ULUA SHIPPING S.A. DE C.V.   | 17                     |
| 169          | 2049                        | UBC SANTA MARTA           | CYPRUS               | 171.59           | 19,748 | 9 CENTRO       | 19-nov-22    | 25-nov-22   | GRANEL MINERAL      | 17,238            | 0                | 0                   | 62.83                  | ULUA SHIPPING S.A. DE C.V.   | 18                     |
| 170          | 1807                        | UBC SYDNEY                | CYPRUS               | 171.59           | 19,746 | 1 S            | 14-oct-22    | 09-nov-22   | CARGA GENERAL       | 21,643            | 0                | 0                   | 270.67                 | ULUA SHIPPING S.A. DE C.V.   | 1                      |
| 171          | 1884                        | UNISON JASPER             | PANAMA               | 179.99           | 22,623 | 5 S            | 23-oct-22    | 14-nov-22   | CARGA GENERAL       | 4,552             | 0                | 0                   | 279.77                 | ROJAS, VELA Y ASOCIADOS, S.  | 1                      |
| 172          | 1823                        | VALENTINA 1               | LIBERIA              | 189.93           | 30,570 | 5 S            | 16-oct-22    | 02-nov-22   | CARGA GENERAL       | 8,000             | 0                | 0                   | 159.03                 | ROJAS, VELA Y ASOCIADOS, S.  | 1                      |
| 173          | 1938                        | VEGA VELA                 | ISLAS MARSHALL       | 147.82           | 9,931  | 6 N            | 02-nov-22    | 04-nov-22   | CONTENEDORES CON    | 10,506            | 0                | 998                 | 31.27                  | SEAMARITIMA, S.A. DE C.V.    | 15                     |
| 174          | 2103                        | VEGA VELA                 | ISLAS MARSHALL       | 147.82           | 9,931  | 7 S            | 29-nov-22    | 30-nov-22   | CONTENEDORES CON    | 7,269             | 0                | 717                 | 16.32                  | SEAMARITIMA, S.A. DE C.V.    | 16                     |
| 175          | 1975                        | VELOS AQUARIUS            | ISLAS MARSHALL       | 183.21           | 29,266 | PEMEX OTE      | 08-nov-22    | 11-nov-22   | COMBUSTIBLE (FLUIDO | 20,509            | 0                | 0                   | 21.35                  | MEXSHIPPING AGENCIA, S.A. D  | 2                      |
| 176          | 2055                        | VICTORIA HIGHWAY          | PANAMA               | 199.98           | 75,528 | 1 N            | 21-nov-22    | 28-nov-22   | AUTOMOVILES         | 9,028             | 4,506            | 0                   | 62.32                  | ROJAS, VELA Y ASOCIADOS, S.  | 7                      |
| 177          | 1889                        | VIKING ODESSA             | ISLAS MARSHALL       | 139.98           | 20,216 | 6 N            | 24-oct-22    | 01-nov-22   | AUTOMOVILES         | 1,727             | 1,002            | 0                   | 19.02                  | MERITUS DE MEXICO, S.A. DE C | 10                     |
| 178          | 2051                        | VIKING ODESSA             | ISLAS MARSHALL       | 139.98           | 20,216 | 7 E            | 20-nov-22    | 25-nov-22   | AUTOMOVILES         | 1,727             | 1,002            | 0                   | 30.80                  | MERITUS DE MEXICO, S.A. DE C | 11                     |
| 179          | 1949                        | VIOLET ACE                | BAHAMAS              | 189.3            | 49,708 | 6 N            | 03-nov-22    | 19-nov-22   | AUTOMOVILES         | 1,130             | 1,858            | 0                   | 23.50                  | MERITUS DE MEXICO, S.A. DE C | 4                      |
| 180          | 1879                        | WL PACIFIC                | PANAMA               | 180              | 24,079 | 2 S            | 23-oct-22    | 23-nov-22   | GRANEL MINERAL      | 7,980             | 0                | 0                   | 291.47                 | TWIN MARINE DE MEXICO, S.A.  | 1                      |
| 181          | 1997                        | YASA SEAGULL              | ISLAS MARSHALL       | 183              | 29,593 | 10 BAHIA NORTE | 11-nov-22    | 19-nov-22   | COMBUSTIBLE (FLUIDO | 38,342            | 0                | 0                   | 176.75                 | ERNESTO VARGAS OROZCO, S     | 2                      |
| <b>181</b>   | <b>noviembre-2022</b>       | <b>Totales</b>            | <b>34,419</b>        | <b>5,873,541</b> |        |                |              |             |                     | <b>2,809,819</b>  | <b>69,610</b>    | <b>89,788</b>       | <b>15,155</b>          |                              |                        |
|              |                             | <b>Promedio por buque</b> | <b>190.2</b>         | <b>32,450.5</b>  |        |                |              |             |                     | <b>15,524</b>     |                  |                     | <b>83.7</b>            |                              |                        |
| <b>1,973</b> | <b>Enero-noviembre-2022</b> | <b>Totales</b>            | <b>0</b>             | <b>0</b>         |        |                |              |             |                     | <b>31,416,846</b> | <b>794,147</b>   | <b>1,086,487</b>    | <b>0</b>               |                              |                        |
|              |                             | <b>Promedio por buque</b> | <b>0.0</b>           | <b>0.0</b>       |        |                |              |             |                     | <b>15,923</b>     |                  |                     | <b>71.7</b>            |                              |                        |



DIRECTORIO  
**ING. ROMEL EDUARDO LEDEZMA ABAROA**  
DIRECTOR GENERAL

Lic. Isaura Rosales Montes  
Encargada para atender los asuntos  
de la Gerencia de Operaciones.

Ing. Roberto Salazar Loredo  
Jefe del Depto. de Estadística

Este documento se elaboró en la Gerencia de Operaciones de la Administración del Sistema Portuario Nacional Veracruz, S.A. de C.V.  
Con la información proporcionada por las empresas: terminales, cesionarios, maniobristas y prestadores de servicios del puerto:

CARGILL Terminal Veracruz.  
Corporación Integral de Comercio Exterior, S. A. de C. V. (CICE)  
Corporación Portuaria de Veracruz, S. A. de C. V. (CPV)  
Excellence Sea & Land Logistics, S.A. DE C.V.  
Internacional de Contenedores Asociados de Veracruz, S. A. de C. V. (ICAVE)  
PPetróleos Mexicanos Refinación (Residencia de Op. Marítimo Portuarias en Veracruz)  
Remolque y Lanchaje del Puerto.  
Saam Towage México, S.A. de C.V.  
Servicios de Integración para Productos Básicos, S.A. DE C.V. (SIPPB)  
Servicios Especiales Portuarios, S. A. de C.V. (SEPSA)  
SSA México, S.A. De C.V.  
Terminal de Cargas Especializadas, S. A. de C.V. (TCE)  
Terminal de Marítima de Veracruz, S. A. de C.V. (TMV)  
Vopak Terminals México, S.A. de C.V.  
Puertos Especializados Transnacionales Petra, S.A. de C.V. (GRAMOSA)  
Opever, S.A. de C.V. (LOGRA)  
ESJ Renovable III, S.A. de C.V. (SEMPRA)  
Tramitadora del Pacífico, S.A. De C.V.

Para cualquier duda, observación o aclaración de datos favor de dirigirse a los tels.

923-21-70 ext. 72955 (Depto de estadística)

923-21-70 ext. 72926 (Subgerencia de Operaciones)

923-2170 ext.72914 (Gerencia de Operaciones)

[Visite nuestro sitio en Internet en www.puertodeveracruz.com.mx](http://www.puertodeveracruz.com.mx)

correos electrónico: [rsalazar@puertodeveracruz.com.mx](mailto:rsalazar@puertodeveracruz.com.mx)

Veracruz, Ver. a 10 de diciembre de 2022