



**GOBIERNO DE
MÉXICO**

MARINA

SECRETARÍA DE MARINA



ADMINISTRACIÓN DEL SISTEMA
PORTUARIO NACIONAL

MARINA



**ADMINISTRACIÓN DEL SISTEMA PORTUARIO NACIONAL
VERACRUZ, S.A. DE C.V.**

Puerto de Veracruz

**DATOS ESTADÍSTICOS DEL MOVIMIENTO DE CARGA
ENERO-DICIEMBRE 2021**

INDICE

| SECCIONES..... | Página(s) |
|---|-----------|
| I. Resumen y comentarios | |
| Resumen de buques, carga y productividad, comparativos 2020-2021..... | 5 |
| Comentarios..... | 6-8 |
| II. Movimiento acumulado de carga | |
| Tipo de carga por muelle..... | 11 |
| Tipo de carga por cesionaria | 12 |
| Tipo de carga por cesionaria (comparativo 2020-2021) | 12.1 |
| Trafico por tipo de carga | 13 |
| Contenedores por empresa cesionaria y/o terminal..... | 14 |
| III. Comparativos 2020-2021 | |
| Del movimiento mensual de carga y buques..... | 16 |
| Del movimiento mensual de contenedores | 17 |
| Del rendimiento (ton/hb y t/hg) por tipo de carga..... | 18 |
| De las principales características de los buques atendidos por tipo de carga (TRB, eslora, estadía, etc.) | 19 |
| De los productos significantes de importación..... | 20.1-20.2 |
| De los productos significantes de exportación y cabotaje | 21 |

INDICE

| SECCIONES..... | Página(s) |
|--|-----------|
| IV. Gráficas | |
| Movimiento por tipo de carga, comparativo 2020-2021 | 23 |
| Comparativos de buques y tonelajes por empresas cesionarias y/o terminales | 24 |
| Ocupación de muelles 2020-2021 | 25 |
| Tiempos y causas de espera de buques en zona de fondeo..... | 26 |
| Estadía total de buques en puerto..... | 27 |
| V. Servicios de remolque, fondeo y relación de buques atendidos en el mes. | |
| Servicios de remolque | 28 |
| Tiempos de fondeo de buques por tipo de carga..... | 29 |
| Relación de buques operados en el mes..... | 30.1-30.3 |
| Directorio..... | 31 |



**GOBIERNO DE
MÉXICO**

MARINA

SECRETARÍA DE MARINA



ADMINISTRACIÓN DEL SISTEMA
PORTUARIO NACIONAL
MARINA



I. RESUMEN.

enero-diciembre 2021

RESUMEN ESTADÍSTICO DEL MOVIMIENTO DE CARGA Y PRODUCTIVIDAD

Correspondiente al mes de diciembre-2021

y acumulados

| CONCEPTO | MES DEL REPORTE | MISMO MES DEL AÑO ANTERIOR | % | MES INMEDIATO ANTERIOR | % | ACUMULADOS enero - diciembre | | % |
|--|----------------------------------|----------------------------|------------------|------------------------|------------------|---------------------------------|-------------------|-------------------|
| | diciembre - 2021 | diciembre - 2020 | | noviembre - 2021 | | 2021 | 2020 | |
| | Por tipo de tráfico (Ton) | 2,621,405 | 2,410,379 | 8.8 | 2,374,744 | 10.4 | 32,055,244 | 26,199,305 |
| Importación | 1,977,216 | 1,812,995 | 9.1 | 1,766,347 | 11.9 | 25,164,935 | 19,930,677 | 26.3 |
| Exportación | 558,375 | 523,286 | 6.7 | 510,844 | 9.3 | 6,393,009 | 5,710,633 | 11.9 |
| Cabotaje | 85,814 | 74,098 | 15.8 | 97,553 | -12.0 | 497,300 | 557,995 | -10.9 |
| Por tipo de carga (ton) | 2,621,405 | 2,410,379 | 8.8 | 2,374,744 | 10.4 | 32,055,244 | 26,199,305 | 22.4 |
| Carga general suelta | 223,409 | 135,235 | 65.2 | 134,678 | 65.9 | 2,017,059 | 1,328,710 | 51.8 |
| Contenerizada | 947,585 | 878,004 | 7.9 | 829,886 | 14.2 | 11,169,814 | 9,676,552 | 15.4 |
| Granel Mineral | 211,181 | 286,670 | -26.3 | 204,187 | 3.4 | 3,855,202 | 2,852,640 | 35.1 |
| Granel Agrícola | 470,711 | 486,907 | -3.3 | 599,744 | -21.5 | 7,121,728 | 6,943,666 | 2.6 |
| Fluidos e hidrocarburos | 657,477 | 471,428 | 39.5 | 513,224 | 28.1 | 6,526,517 | 4,200,187 | 55.4 |
| Vehículos (toneladas) | 111,042 | 152,134 | -27.0 | 93,024 | 19.4 | 1,364,923 | 1,197,549 | 14.0 |
| ARRIBOS | 161 | 173 | -6.9 | 146 | 10.3 | 2,012 | 1,861 | 8.1 |
| CONTENEDORES (TEUS) Por tráfico | 98,262 | 97,309 | 1.0 | 88,710 | 10.8 | 1,165,043 | 1,005,936 | 15.8 |
| Importación | 49,750 | 47,360 | 5.0 | 44,793 | 11.1 | 597,718 | 492,547 | 21.4 |
| Exportación | 48,512 | 49,949 | -2.9 | 43,917 | 10.5 | 567,325 | 513,389 | 10.5 |
| (TEUS) Por terminal | | | | | | | | |
| Especializada ICAVE | 90,904 | 91,644 | -0.8 | 83,598 | 8.7 | 1,089,833 | 940,538 | 15.9 |
| Convencional CICE | 7,358 | 5,665 | 29.9 | 5,112 | 43.9 | 75,210 | 65,398 | 15.0 |
| Vehículos (unidades) | 67,811 | 96,800 | -29.9 | 56,510 | 20.0 | 823,701 | 758,515 | 8.6 |
| Importación | 23,464 | 37,954 | -38.2 | 18,513 | 26.7 | 265,974 | 294,101 | -9.6 |
| Exportación | 44,347 | 58,846 | -24.6 | 37,997 | 16.7 | 557,727 | 464,414 | 20.1 |
| Productividad (Ton/hbo) | | | | | | | | |
| Carga general suelta | 200 | 293 | -31.8 | 179 | 11.7 | 279 | 275 | 1.4 |
| Granel agrícola (Especializado) | 339 | 256 | 32.1 | 604 | -43.9 | 467 | 332 | 40.7 |
| Granel agrícola (Convencional) | 196 | 207 | -5.4 | 199 | -1.8 | 209 | 205 | 2.1 |
| Granel mineral | 291 | 336 | -13.2 | 370 | -21.3 | 338 | 382 | -11.5 |
| Otros fluidos | 351 | 427 | -17.9 | 306 | 14.7 | 296 | 308 | -3.8 |
| Hidrocarburos | 524 | 491 | 6.6 | 586 | -10.6 | 462 | 376 | 22.9 |
| Contenedores (Especializado)* | 97 | 103 | -5.9 | 89 | 9.4 | 93 | 99 | -6.1 |
| Contenedores (Convencional)* | 26 | 22 | 16.9 | 21 | 20.8 | 30 | 31 | -4.8 |
| Automóviles** | 94 | 95 | -1.3 | 94 | -0.2 | 104 | 105 | -1.3 |

* Contenedores en Cajas/hora-buque en operación

** Automóviles en unidades/hora-buque en operación

Comentarios

I. MOVIMIENTO DE CARGA DURANTE EL PERIODO ENERO-DICIEMBRE DE 2021.

Durante el periodo enero-diciembre de 2021 se registró un movimiento **total** de carga de **32'055,244** toneladas, esto es 22.4% más que en el mismo periodo de 2020; y se atendieron 2,012 embarcaciones, 8.1% más que en el mismo periodo de 2020.

Clasificando el movimiento por tipo de carga se tiene que:

- La **carga general suelta** (sin incluir vehículos) alcanzó un total de **2'017,059** toneladas, 51.8% más que el registrado en enero-diciembre de 2020. Por tipo de tráfico, se registran incrementos en las importaciones de aluminio 1068.2% y acero 35.8%; y en tráfico de exportación aumenta el manejo de acero en 62.4%, tubo de acero 32.2% y maquinaria con 39.2%, entre otros.
- Los **vehículos automotores** registran un total de **1'364,923 toneladas** con un incremento del 14.0%. Este mismo movimiento alcanzó un total de **823,701 unidades**, resultando en un incremento del 8.6%. Por tipo de tráfico, las importaciones de autos bajaron en 9.6%, y las exportaciones subieron en 20.1%.
- En cuanto a la **carga contenerizada**, se movieron **11'169,814 toneladas** (incluyendo el transbordo), esto es, un 15.4% más que el manejado en enero-diciembre de 2020; a su vez, este movimiento medido en TEUS alcanza un total de **1'165,043 TEUS**, registrando un incremento del 15.8%, con relación al mismo periodo de 2020.
- En **graneles minerales** se alcanzaron **3'855,202** toneladas, registrando un incremento de 35.1% con respecto al mismo periodo de 2020. Principalmente aumentan las importaciones de chatarra con 52.3%, el pet-coke 65.7%, el arrabio de fierro subió 41.8% y la briqueta 60.9%.
- Los **graneles agrícolas** alcanzaron un total de **7'121,728** toneladas, con un incremento del 2.6%. Se registra una recuperación en la importación de soya del 29.6%, y en malta con un 47.9%. En exportación, el azúcar a granel registra un incremento del 23.5%.
- En cuanto a los **fluidos e hidrocarburos**, se registra un movimiento de **6'526,517** toneladas, con un incremento de 55.4% con relación al mismo periodo de 2020. Se Incrementa la importación privada de combustibles en 208.2%, así como los combustibles de Pemex en 14.4%; además de otros productos químicos como el aceites vegetales en 20.7%, monómero de estireno con 12.2%, sebo 68.3%, y xileno 88.8%, entre otros.

Comentarios

Clasificando el movimiento por tipo de tráfico se observa lo siguiente:

En tráfico de Altura.

Las importaciones alcanzaron un total de **25'164,935** toneladas, con un incremento del 26.3% con respecto del registrado en el mismo periodo de 2020. Aumenta la importación privada de combustibles (gasolinas y diésel) en 208.6%, la carga contenerizada 22.4%, chatarra en 52.3%, pet-coke en 65.7%, aluminio 1068.2%, soya en 29.6% y acero en 35.8%, entre otros.

Las Exportaciones en total registraron un incremento del 11.9% con relación al mismo periodo de 2020, al mover **6'393,009** toneladas. Muestran incrementos el manejo de unidades automotrices con 25.5%, acero en 62.4%, tubo con 35.2% y azúcar a granel con 23.5%.

En tráfico de cabotaje.

En cuanto al tráfico de cabotaje en 2021 se han atendieron 23 embarcaciones transportando de salida 251,847 toneladas de balasto para las obras de construcción el tren maya. Además del cabotaje de entrada de Pemex con 22 embarcaciones y 245,453 toneladas de combustibles. En suma, el cabotaje acumula un total de 497,300 toneladas con un descenso de 10.9% con relación al mismo periodo de 2020.

Comentarios

II. RENDIMIENTOS POR TIPO DE CARGA

Con respecto a los rendimientos registrados en las maniobras de carga y descarga de buques se tiene que:

- La **carga general** en muelle convencional (**bobinas de acero**) registra un promedio de 279 toneladas/hora-buque en operación (THBO), 1.4% más que el registrado en enero-diciembre de 2020; y 1.3% por arriba de la meta del Programa Operativo Anual (POA).
- En el manejo de **graneles agrícolas en terminal especializada**, alcanzó un promedio de 467 THBO, 40.7% más que el registrado en el mismo periodo de 2020, y situándose a 16.7% por arriba de la meta del POA.
- En el manejo **convencional de graneles agrícolas** se registró un promedio de 209 THBO, 2.1% superior al registrado en el mismo periodo de 2020. Sin comparativo con el POA.
- En cuanto al rendimiento en **granel mineral** se registró un promedio de 338 THBO, inferior en 11.5% al registrado en el mismo periodo de 2020 y 15.5% por abajo de la meta del POA.
- En el manejo de **Fluidos** se registró un promedio de 296 THBO, 3.8% menor que en enero-diciembre de 2020, y quedando por abajo de la meta del POA en 7.6%.
- En el manejo de **combustibles** se registró un promedio de 462 THBO, 22.9% superior al registrado en enero-diciembre de 2020, sin comparativo con las metas del POA. Incluye la operación de la terminal de ESJ Renovable III en bahía Norte, registrando rendimientos superiores a 700 THBO, con lo que contribuye a mejorar el rendimiento promedio del puerto en este rubro.
- En el manejo de **contenedores** en la Terminal especializada de **ICAVE (BAHÍA NORTE)** se registró un promedio de 93 Contenedores/Hora-buque en operación (CHBO), 6.1% por abajo del registrado en enero-diciembre de 2020; y quedando a 3.2% de alcanzar la meta del POA.
- En el manejo de **contenedores No especializado** se registró un promedio de 30 CHBO, 4.8% inferior al registrado en enero-diciembre de 2020. Sin comparativo en el POA.
- En el manejo buques **Car Carrier (automóviles)** el rendimiento promedio registrado es de **104** Unidades/Hora-Buque en operación (UHBO), 1.3% inferior al alcanzado en 2020, y superando en 4% la meta del POA.



**GOBIERNO DE
MÉXICO**

MARINA

SECRETARÍA DE MARINA



ADMINISTRACIÓN DEL SISTEMA
PORTUARIO NACIONAL
MARINA



II. MOVIMIENTO DE CARGA.

enero-diciembre 2021

TIPO DE CARGA POR MUELLE

PERIODO: Enero-diciembre de 2021

| MUELLE-BANDA | CARGA SUELTA | | AUTOMOVILES | | C. CONTENERIZADA | | GRANEL AGRÍCOLA | | GRANEL MINERAL | | FLUIDOS E HIDROCARBUROS | | TOTAL | |
|-----------------------------|--------------|------------------|-------------|------------------|------------------|-------------------|-----------------|------------------|----------------|------------------|-------------------------|------------------|--------------|-------------------|
| | BUQUES | TON | BUQUES | TON | BUQUES | TON | BUQUES | TON | BUQUES | TON | BUQUES | TON | BUQUES | TON |
| 1-S | 31 | 175,194 | - | - | - | 19 | - | - | 2 | 27,543 | - | - | 33 | 202,756 |
| 1-N | 7 | 64,643 | 94 | 308,027 | - | - | 1 | 11,518 | - | - | - | - | 102 | 384,188 |
| 2-S | 26 | 264,060 | - | - | 1 | 6,696 | - | 12,751 | 20 | 450,162 | - | - | 47 | 733,669 |
| 2-E | - | - | - | - | - | - | - | - | - | - | - | - | - | - |
| 2-N | 39 | 297,344 | - | - | 1 | 8,591 | 1 | 10,377 | 16 | 245,046 | - | - | 57 | 561,358 |
| 4-S | 26 | 203,166 | 2 | 1,828 | - | - | 14 | 343,356 | 36 | 784,230 | - | - | 78 | 1,332,580 |
| 4-E | 11 | 18,934 | - | - | - | - | - | - | 1 | 1,200 | - | - | 12 | 20,134 |
| 4-N | 13 | 102,777 | - | - | - | 2,277 | 23 | 557,328 | 14 | 225,346 | - | - | 50 | 887,727 |
| 5-S | - | - | - | - | - | - | 29 | 665,434 | - | - | - | - | 29 | 665,434 |
| 5-N | - | 1 | - | - | - | - | 42 | 1,513,647 | - | - | - | - | 42 | 1,513,648 |
| 6-S | 34 | 357,352 | 36 | 165,293 | 5 | 23,050 | 6 | 151,373 | 2 | 19,567 | - | - | 83 | 716,634 |
| 6-N | 5 | 61,839 | 115 | 643,747 | 12 | 105,077 | - | - | 3 | 70,330 | - | - | 135 | 880,993 |
| 7-S | 12 | 69,521 | 1 | 1,691 | 100 | 639,673 | - | - | 3 | 67,628 | - | - | 116 | 778,513 |
| 7-E | - | 7,711 | 22 | 129,370 | 1 | 469 | - | - | - | - | 96 | 1,776,275 | 136 | 2,442,123 |
| CEMENTOS | - | - | - | - | - | - | 6 | 156,946 | - | - | 103 | 566,462 | 109 | 723,408 |
| 8-O | - | - | - | - | - | - | 38 | 1,652,839 | - | - | - | - | 38 | 1,652,839 |
| 8-E | - | - | - | - | - | - | 42 | 1,353,531 | - | - | - | - | 42 | 1,353,531 |
| Muelle 9 | 10 | 150,991 | 29 | 114,789 | - | - | 7 | 179,141 | 67 | 1,207,791 | 1 | 4,536 | 114 | 1,657,248 |
| P E M E X | - | - | - | - | - | - | - | - | - | - | 154 | 2,322,223 | 154 | 2,322,223 |
| Subtotal Bahía sur | 214 | 1,773,533 | 299 | 1,364,744 | 120 | 785,852 | 209 | 6,608,240 | 164 | 3,098,843 | 354 | 4,669,496 | 1,377 | 18,829,005 |
| 13 y 14 (ICAVE) | - | - | - | - | 528 | 10,383,963 | - | - | - | - | - | - | 528 | 10,383,963 |
| 16 (PETRA) | - | - | - | - | - | - | 20 | 513,488 | - | - | 15 | 97,688 | 35 | 611,176 |
| 17 (OPEVER) | 5 | 243,705 | - | - | - | - | - | - | 28 | 756,359 | - | - | 33 | 1,000,064 |
| 10 (ESJ RENOVABLE III) | - | - | - | - | - | - | - | - | - | - | 27 | 850,980 | 39 | 1,231,036 |
| Subtotal Bahía Norte | 5 | 243,705 | - | - | 528 | 10,383,963 | 20 | 513,488 | 28 | 756,359 | 42 | 948,667 | 635 | 13,226,238 |
| T O T A L | 219 | 2,017,238 | 299 | 1,364,744 | 648 | 11,169,814 | 229 | 7,121,728 | 192 | 3,855,202 | 396 | 5,618,163 | 2,012 | 32,055,244 |

TIPO DE CARGA POR CESIONARIA

PERIODO: Enero-diciembre de 2021

| Empresa cesionaria, maniobrista o terminal | CARGA GENERAL | | CARGA CONTENERIZADA | | GRANEL MINERAL | | GRANEL AGRÍCOLA | | FLUIDOS E HIDROCARBUROS | | AUTOMOVILES (TON) | | TOTAL | |
|---|---------------|------------------|---------------------|-------------------|----------------|------------------|-----------------|------------------|-------------------------|------------------|-------------------|------------------|--------------|-------------------|
| | BUQUES | TONS | BUQUES | TONS | BUQUES | TONS | BUQUES | TONS | BUQUES | TONS | BUQUES | TONS | BUQUES | TONS |
| CICE | 358 | 1,431,111 | 120 | 785,852 | 52 | 746,223 | 32 | 785,188 | - | - | - | - | 562 | 3,748,374 |
| CPV | 1 | 4,456 | - | - | - | - | 4 | 72,476 | - | - | 242 | 629,204 | 247 | 706,135 |
| SSA | 61 | 334,028 | - | - | - | - | - | - | - | - | 221 | 675,363 | 282 | 1,009,390 |
| ICA VE | - | - | 528 | 10,383,963 | - | - | - | - | - | - | - | - | 528 | 10,383,963 |
| SEPSA | - | - | - | - | 68 | 1,535,289 | - | - | - | - | - | - | 68 | 1,535,289 |
| VOPAK | - | - | - | - | - | - | - | - | 181 | 2,645,000 | - | - | 181 | 2,645,000 |
| CARGILL | - | - | - | - | - | - | 45 | 1,353,531 | - | - | - | - | 45 | 1,353,531 |
| EXCELLENCE | - | - | - | - | - | - | - | - | 83 | 226,034 | - | - | 83 | 226,034 |
| TMV | - | - | - | - | - | - | 45 | 1,809,785 | - | - | - | - | 45 | 1,809,785 |
| T. C. E. | - | - | - | - | 10 | 24,054 | 76 | 2,225,451 | 1 | 4,536 | - | - | 87 | 2,254,041 |
| SIPPB | 3 | 3,760 | - | - | 67 | 745,453 | 22 | 361,808 | - | - | 101 | 60,357 | 193 | 1,171,378 |
| PEMEX | - | - | - | - | - | - | - | - | 224 | 2,322,223 | - | - | 224 | 2,322,223 |
| PETRA | - | - | - | - | - | - | 21 | 513,488 | 20 | 97,688 | - | - | 41 | 611,176 |
| OPEVER | 10 | 243,705 | - | - | 30 | 769,557 | - | - | - | - | - | - | 40 | 1,013,262 |
| ESJ RENOVABLE III | - | - | - | - | - | - | - | - | 39 | 1,231,036 | - | - | 39 | 1,231,036 |
| TRAMITADORA DEL PACÍFICO | - | - | - | - | 2 | 34,625 | - | - | - | - | - | - | 2 | 34,625 |
| T O T A L | 433 | 2,017,059 | 648 | 11,169,814 | 229 | 3,855,202 | 245 | 7,121,728 | 548 | 6,526,517 | 564 | 1,364,923 | 2,667 | 32,055,244 |

NOTAS:

- La carga contenerizada incluye tara de llenos y peso de vacíos.

* Deducir buques operados por dos cías (duplicados en esta tabla). = 655

No. REAL DE BUQUES OPERADOS = 2,012

**TIPO DE CARGA POR CESIONARIA
COMPARATIVO 2020-2021
PERIODO: Enero-diciembre de 2021**

| Empresa cesionaria, maniobrista o terminal | AÑO | CARGA GENERAL | | CARGA CONTENORIZADA | | GRANEL MINERAL | | GRANEL AGRICOLA | | FLUIDOS E HIDROCARBUROS | | AUTOMOVILES (TON) | | TOTAL | |
|--|------|---------------|-----------|---------------------|------------|----------------|-----------|-----------------|-----------|-------------------------|-----------|-------------------|-----------|---------|------------|
| | | BUQUES | TONS | BUQUES | TONS | BUQUES | TONS | BUQUES | TONS | BUQUES | TONS | BUQUES | TONS | BUQUES | TONS |
| CICE | 2020 | 296 | 1,010,005 | 110 | 692,530 | 68 | 918,886 | 32 | 785,313 | - | - | - | - | 506 | 3,406,734 |
| | 2021 | 358 | 1,431,111 | 120 | 785,852 | 52 | 746,223 | 32 | 785,188 | - | - | - | - | 562 | 3,748,374 |
| | % | 20.9% | 41.7% | 9.1% | 13.5% | -23.5% | -18.8% | 0.0% | 0.0% | ** | ** | ** | ** | 11.1% | 10.0% |
| CPV | 2020 | 27 | 37 | - | - | - | - | 3 | 71,929 | - | - | 189 | 495,626 | 219 | 567,591 |
| | 2021 | 1 | 4,456 | - | - | - | - | 4 | 72,476 | - | - | 242 | 629,204 | 247 | 706,135 |
| | % | -96.3% | 12070.3% | ** | ** | ** | ** | 33.3% | 0.8% | ** | ** | 28.0% | 27.0% | 12.8% | 24.4% |
| SSA | 2020 | 75 | 200,717 | - | - | - | - | - | - | - | - | 178 | 652,688 | 253 | 853,405 |
| | 2021 | 61 | 334,028 | - | - | - | - | - | - | - | - | 221 | 675,363 | 282 | 1,009,390 |
| | % | -18.7% | 66.4% | ** | ** | ** | ** | ** | ** | ** | ** | 24.2% | 3.5% | 11.5% | 18.3% |
| ICAVE | 2020 | - | - | 532 | 8,984,022 | - | - | - | - | - | - | - | - | 532 | 8,984,022 |
| | 2021 | - | - | 528 | 10,383,963 | - | - | - | - | - | - | - | - | 528 | 10,383,963 |
| | % | ** | ** | -0.8% | 15.6% | ** | ** | ** | ** | ** | ** | ** | ** | -0.8% | 15.6% |
| SEPSA | 2020 | - | - | - | - | 65 | 1,414,805 | - | - | - | - | - | - | 65 | 1,414,805 |
| | 2021 | - | - | - | - | 68 | 1,535,289 | - | - | - | - | - | - | 68 | 1,535,289 |
| | % | ** | ** | ** | ** | 4.6% | 8.5% | ** | ** | ** | ** | ** | ** | 4.6% | 8.5% |
| VOPAK | 2020 | - | - | - | - | - | - | - | - | 148 | 1,503,544 | - | - | 148 | 1,503,544 |
| | 2021 | - | - | - | - | - | - | - | - | 181 | 2,645,000 | - | - | 181 | 2,645,000 |
| | % | ** | ** | ** | ** | ** | ** | ** | ** | 22.3% | 75.9% | ** | ** | 22.3% | 75.9% |
| CARGILL | 2020 | - | - | - | - | - | - | 43 | 1,352,053 | - | - | - | - | 43 | 1,352,053 |
| | 2021 | - | - | - | - | - | - | 45 | 1,353,531 | - | - | - | - | 45 | 1,353,531 |
| | % | ** | ** | ** | ** | ** | ** | 4.7% | 0.1% | ** | ** | ** | ** | 4.7% | 0.1% |
| EXCELLENCE | 2020 | - | - | - | - | - | - | - | - | 91 | 276,016 | - | - | 91 | 276,016 |
| | 2021 | - | - | - | - | - | - | - | - | 83 | 226,034 | - | - | 83 | 226,034 |
| | % | ** | ** | ** | ** | ** | ** | ** | ** | -8.8% | -18.1% | ** | ** | -8.8% | -18.1% |
| TMV | 2020 | - | - | - | - | - | - | 44 | 1,974,995 | - | - | - | - | 44 | 1,974,995 |
| | 2021 | - | - | - | - | - | - | 45 | 1,809,785 | - | - | - | - | 45 | 1,809,785 |
| | % | ** | ** | ** | ** | ** | ** | 2.3% | -8.4% | ** | ** | ** | ** | 2.3% | -8.4% |
| T. C. E. | 2020 | - | - | - | - | 15 | 32,963 | 77 | 2,230,503 | - | - | - | - | 92 | 2,263,466 |
| | 2021 | - | - | - | - | 10 | 24,054 | 76 | 2,225,451 | 1 | 4,536 | - | - | 87 | 2,254,041 |
| | % | ** | ** | ** | ** | -33.3% | -27.0% | -1.3% | -0.2% | ** | ** | ** | ** | -5.4% | -0.4% |
| SIPPB | 2020 | 12 | 9,330 | - | - | 34 | 312,883 | 24 | 345,841 | - | - | 72 | 49,235 | 142 | 717,288 |
| | 2021 | 3 | 3,760 | - | - | 67 | 745,453 | 22 | 361,808 | - | - | 101 | 60,357 | 193 | 1,171,378 |
| | % | -75.0% | -59.7% | ** | ** | 97.1% | 138.3% | -8.3% | 4.6% | ** | ** | 40.3% | 22.6% | 35.9% | 63.3% |
| PEMEX | 2020 | - | - | - | - | - | - | - | - | 272 | 2,347,973 | - | - | 272 | 2,347,973 |
| | 2021 | - | - | - | - | - | - | - | - | 224 | 2,322,223 | - | - | 224 | 2,322,223 |
| | % | ** | ** | ** | ** | ** | ** | ** | ** | -17.6% | -1.1% | ** | ** | -17.6% | -1.1% |
| PETRA | 2020 | - | - | - | - | - | - | 6 | 171,288 | 2 | 10,300 | - | - | 8 | 181,588 |
| | 2021 | - | - | - | - | - | - | 21 | 513,488 | 20 | 97,688 | - | - | 41 | 611,176 |
| | % | ** | ** | ** | ** | ** | ** | 250.0% | 199.8% | 900.0% | 848.4% | ** | ** | 412.5% | 236.6% |
| OPEVER | 2020 | 8 | 108,622 | - | - | 7 | 184,849 | - | - | - | - | - | - | 15 | 293,471 |
| | 2021 | 10 | 243,705 | - | - | 30 | 769,557 | - | - | - | - | - | - | 40 | 1,013,262 |
| | % | 25.0% | 124.4% | ** | ** | 328.6% | 316.3% | ** | ** | ** | ** | ** | ** | 166.7% | 245.3% |
| ESJ RENOVABLE III | 2020 | - | - | - | - | - | - | - | - | 3 | 62,353 | - | - | 3 | 62,353 |
| | 2021 | - | - | - | - | - | - | - | - | 39 | 1,231,036 | - | - | 39 | 1,231,036 |
| | % | ** | ** | ** | ** | ** | ** | ** | ** | 1200.0% | 1874.3% | ** | ** | 1200.0% | 1874.3% |
| TRAMITADORA DEL PACIFICO | 2020 | - | - | - | - | - | - | - | - | - | - | - | - | - | - |
| | 2021 | - | - | - | - | 2 | 34,625 | - | - | - | - | - | - | 2 | 34,625 |
| | % | ** | ** | ** | ** | ** | ** | ** | ** | ** | ** | ** | ** | ** | ** |
| TOTAL | 2020 | 418 | 1,328,710 | 642 | 9,676,552 | 189 | 2,864,384 | 229 | 6,931,922 | 516 | 4,200,187 | 439 | 1,197,549 | 2,433 | 26,199,305 |
| | 2021 | 433 | 2,017,059 | 648 | 11,169,814 | 227 | 3,820,577 | 245 | 7,121,728 | 548 | 6,526,517 | 564 | 1,364,923 | 2,667 | 32,055,244 |
| | % | 3.6% | 51.8% | 0.9% | 15.4% | 20.1% | 33.4% | 7.0% | 2.7% | 6.2% | 55.4% | 28.5% | 14.0% | 9.6% | 22.4% |

TRAFICO POR TIPO DE CARGA

PERIODO: Enero-diciembre de 2021

| TIPO DE CARGA | ALTURA | | | CABOTAJE | | | TOTAL | |
|--------------------------|--------------|-------------------|------------------|-----------|----------------|----------------|--------------|-------------------|
| | BUQUES | IMPORTACION | EXPORTACION | BUQUES | ENTRADA | SALIDA | BUQUES | TONELAJE |
| CARGA GENERAL | 1,166 | 8,498,761 | 6,053,035 | - | - | - | 1,166 | 14,551,796 |
| Vehículos (Ro.Ro.) | 299 | 402,351 | 962,572 | - | - | - | 299 | 1,364,923 |
| Unitizada o carga suelta | 219 | 1,109,127 | 907,932 | - | - | - | 219 | 2,017,059 |
| Contenerizada | 648 | 6,987,283 | 4,182,531 | - | - | - | 648 | 11,169,814 |
| GRANEL MINERAL | 169 | 3,542,177 | 61,178 | 23 | - | 251,847 | 192 | 3,855,202 |
| En muelle Convencional | 169 | 3,542,177 | 61,178 | 23 | - | 251,847 | 192 | 3,855,202 |
| En Term. Esp. | - | - | - | - | - | - | - | - |
| GRANEL AGRICOLA | 229 | 6,842,932 | 278,796 | - | - | - | 229 | 7,121,728 |
| En muelle convencional | 83 | 1,677,266 | 278,796 | - | - | - | 83 | 1,956,061 |
| En Term. Especializada | 146 | 5,165,666 | - | - | - | - | 146 | 5,165,666 |
| FLUIDOS | 403 | 6,281,065 | - | 22 | 245,453 | - | 425 | 6,526,517 |
| Otros | 164 | 856,120 | - | - | - | - | 164 | 856,120 |
| Combustibles | 239 | 5,424,944 | - | 22 | 245,453 | - | 261 | 5,670,397 |
| TOTAL | 1,967 | 25,164,935 | 6,393,009 | 45 | 245,453 | 251,847 | 2,012 | 32,055,244 |

MOVIMIENTO DE CONTENEDORES POR EMPRESA DE MANIOBRAS Y POR TERMINAL

PERIODO: Enero-diciembre de 2021

| TERMINAL /EMPRESA | P i e s | CONTENEDORES LENOS | | | | VACIOS | | TOTAL | | | |
|-------------------|-----------------------|--------------------|--------------------|----------------|--------------------|---------------|----------------|----------------|------------------|---------------------|-------------|
| | | IMPORTACION | | EXPORTACION | | IMP | EXP | CAJAS | TEU'S | TONS. | |
| | | CAJAS | PESO | CAJAS | PESO | CAJAS | CAJAS | | | | |
| CICE | 20' | 2,410 | 53,582.7 | 6,443 | 128,474.3 | 1,761 | 1,002 | 11,616 | 11,616 | 182,056.9 | |
| | MULTIPROPOSITO | 40' | 7,169 | 199,872.7 | 18,049 | 403,922.0 | 5,250 | 1,329 | 31,797 | 63,594 | 603,794.7 |
| | TOTAL | 9,579 | 253,455.3 | 24,492 | 532,396.2 | 7,011 | 2,331 | 43,413 | 75,210 | 785,851.6 | |
| ICAVE | 20' | 97,695 | 1,998,371.3 | 38,414 | 869,071.3 | 654 | 52,436 | 189,199 | 189,199 | 2,867,442.6 | |
| | BAHÍA NORTE | 40' | 225,976 | 4,735,456.4 | 114,931 | 2,781,063.6 | 9,204 | 100,206 | 450,317 | 900,634 | 7,516,520.0 |
| | TOTAL | 323,671 | 6,733,827.7 | 153,345 | 3,650,134.9 | 9,858 | 152,642 | 639,516 | 1,089,833 | 10,383,962.6 | |
| TOTAL | 20' | 100,105 | 2,051,953.9 | 44,857 | 997,545.6 | 2,415 | 53,438 | 200,815 | 200,815 | 3,049,499.5 | |
| | 40' | 233,145 | 4,935,329.1 | 132,980 | 3,184,985.6 | 14,454 | 101,535 | 482,114 | 964,228 | 8,120,314.6 | |
| | TOTAL | 333,250 | 6,987,283.0 | 177,837 | 4,182,531.2 | 16,869 | 154,973 | 682,929 | 1,165,043 | 11,169,814.1 | |



**GOBIERNO DE
MÉXICO**

MARINA

SECRETARÍA DE MARINA



ADMINISTRACIÓN DEL SISTEMA
PORTUARIO NACIONAL
MARINA



III. COMPARATIVOS.

enero-diciembre 2021

MOVIMIENTO MENSUAL DE CARGA

COMPARATIVO 2020-2021

PERIODO: Enero-diciembre de 2021

| mes | 2020 | | 2021 | | DIFERENCIA | | COMPARATIVO 2020-2021 | |
|-------------------------------------|--------------|-------------------|--------------|-------------------|------------|------------------|-----------------------|----------------|
| | BUQUES | TONELAJE | BUQUES | TONELAJE | BUQUES | TONELAJE | BUQUES | TONELAJE |
| ENERO | 179 | 2,183,314 | 162 | 2,370,935 | -17 | 187,621 | - 9.5% | + 8.6% |
| FEBRERO | 155 | 2,128,049 | 143 | 2,347,724 | -12 | 219,675 | - 7.7% | + 10.3% |
| MARZO | 167 | 2,464,100 | 176 | 2,648,027 | 9 | 183,926 | + 5.4% | + 7.5% |
| ABRIL | 158 | 2,240,785 | 170 | 2,757,480 | 12 | 516,695 | + 7.6% | + 23.1% |
| MAYO | 146 | 2,071,251 | 195 | 3,020,845 | 49 | 949,594 | + 33.6% | + 45.8% |
| JUNIO | 134 | 2,053,828 | 175 | 2,760,842 | 41 | 707,014 | + 30.6% | + 34.4% |
| JULIO | 146 | 2,163,650 | 171 | 2,646,203 | 25 | 482,553 | + 17.1% | + 22.3% |
| AGOSTO | 142 | 1,961,626 | 178 | 2,971,591 | 36 | 1,009,965 | + 25.4% | + 51.5% |
| SEPTIEMBRE | 146 | 1,914,893 | 172 | 2,625,653 | 26 | 710,760 | + 17.8% | + 37.1% |
| OCTUBRE | 159 | 2,352,414 | 163 | 2,909,795 | 4 | 557,381 | + 2.5% | + 23.7% |
| NOVIEMBRE | 156 | 2,255,017 | 146 | 2,374,744 | -10 | 119,728 | - 6.4% | + 5.3% |
| DICIEMBRE | 173 | 2,410,379 | 161 | 2,621,405 | -12 | 211,026 | - 6.9% | + 8.8% |
| ACUM. ENE- DICIEMBRE | 1,861 | 26,199,305 | 2,012 | 32,055,244 | 151 | 5,855,939 | + 8.1% | + 22.4% |

MOVIMIENTO MENSUAL DE CONTENEDORES

COMPARATIVO 2020-2021

PERIODO: Enero-diciembre de 2021

| M E S | 2020 | | | 2021 | | | DIFERENCIA | | | COMPARATIVO 2020-2021 | | |
|-------------------------------|---------|-----------|-----------|---------|-----------|------------|------------|---------|-----------|-----------------------|----------|----------|
| | CONTS. | TEU'S | TONS. | CONTS. | TEU'S | TONS. | CONTS. | TEU'S | TONS. | CONTS. | TEU'S | TONS. |
| ENERO | 50,971 | 84,027 | 826,937 | 50,810 | 86,572 | 795,987 | -161 | 2,545 | -30,950 | - 0.3 % | + 3.0 % | - 3.7 % |
| FEBRERO | 49,944 | 83,540 | 813,080 | 48,204 | 81,155 | 785,441 | -1,740 | -2,385 | -27,639 | - 3.5 % | - 2.9 % | - 3.4 % |
| MARZO | 57,166 | 96,066 | 948,592 | 56,399 | 96,360 | 917,086 | -767 | 294 | -31,506 | - 1.3 % | + 0.3 % | - 3.3 % |
| ABRIL | 53,310 | 89,569 | 846,724 | 53,804 | 91,869 | 900,897 | 494 | 2,300 | 54,173 | + 0.9 % | + 2.6 % | + 6.4 % |
| MAYO | 45,330 | 75,101 | 737,800 | 61,300 | 104,078 | 1,023,201 | 15,970 | 28,977 | 285,401 | + 35.2 % | + 38.6 % | + 38.7 % |
| JUNIO | 39,878 | 65,899 | 668,153 | 61,588 | 104,604 | 1,033,205 | 21,710 | 38,705 | 365,053 | + 54.4 % | + 58.7 % | + 54.6 % |
| JULIO | 42,270 | 70,847 | 743,119 | 56,642 | 97,576 | 931,295 | 14,372 | 26,729 | 188,176 | + 34.0 % | + 37.7 % | + 25.3 % |
| AGOSTO | 45,214 | 76,512 | 733,940 | 62,606 | 106,502 | 980,876 | 17,392 | 29,990 | 246,936 | + 38.5 % | + 39.2 % | + 33.6 % |
| SEPTIEMBRE | 44,776 | 76,053 | 741,827 | 60,637 | 104,227 | 1,007,866 | 15,861 | 28,174 | 266,039 | + 35.4 % | + 37.0 % | + 35.9 % |
| OCTUBRE | 57,568 | 97,839 | 910,371 | 61,296 | 105,128 | 1,016,489 | 3,728 | 7,289 | 106,118 | + 6.5 % | + 7.4 % | + 11.7 % |
| NOVIEMBRE | 55,013 | 93,174 | 828,005 | 51,916 | 88,710 | 829,886 | -3,097 | -4,464 | 1,881 | - 5.6 % | - 4.8 % | + 0.2 % |
| DICIEMBRE | 57,503 | 97,309 | 878,004 | 57,727 | 98,262 | 947,585 | 224 | 953 | 69,581 | + 0.4 % | + 1.0 % | + 7.9 % |
| ACUMULADOS ENERO-DICIEMBRE | 598,943 | 1,005,936 | 9,676,552 | 682,929 | 1,165,043 | 11,169,814 | 83,986 | 159,107 | 1,493,262 | + 14.0 % | + 15.8 % | + 15.4 % |

**RENDIMIENTOS POR TIPO DE CARGA
COMPARATIVOS 2020-2021
PERIODO: Enero-diciembre de 2021**

| TIPO DE CARGA | 2020 | | 2021 | | PMDP, POA | | % 2021 vs 2020 | | VS POA | |
|---------------------------------|------|------|------|-----|-----------|------|----------------|--------|--------|-----|
| | THBO | thg | THBO | thg | THBO | thg | THBO | thg | THBO | thg |
| Carga general suelta | 275 | 169 | 279 | 151 | 275 | n.d. | 1.4% | -10.8% | 1.3% | ** |
| Granel agrícola (Especializado) | 332 | 150 | 467 | 425 | 400 | n.d. | 40.7% | 183.8% | 16.7% | ** |
| Granel agrícola (Convencional) | 205 | 97 | 209 | 90 | n.d. | n.d. | 2.1% | -7.2% | ** | ** |
| Granel mineral | 382 | 130 | 338 | 127 | 400 | n.d. | -11.5% | -2.8% | -15.5% | ** |
| Fluidos en terminales | 308 | 308 | 296 | 296 | 320 | N.A | -3.8% | -4.0% | -7.6% | ** |
| Combustibles | 376 | n.d. | 462 | -- | n.d. | n.d. | 22.9% | ** | ** | ** |
| Contenedores (Especializado) | 99 | 28 | 93 | 26 | 96 | n.d. | -6.1% | -7.1% | -3.2% | ** |
| Contenedores (Convencional)* | 31 | 15 | 30 | 15 | n.d. | n.d. | -4.8% | 3.1% | ** | ** |
| Automóviles** | 105 | 105 | 104 | 104 | 100 | n.d. | -1.3% | -1.3% | 3.5% | ** |

THBO= Tonelada /Hr-Buque en Operación, thg = Tonelada /hr-gancho

* Contenedores en Cajas/hora-buque en operación o Cajas/hora-buque en operación

** Automóviles en unidades/hora-buque en operación

n.d. = No disponible, no programado.

N.A. = No aplica

POA = PROGRAMA OPERATIVO ANUAL

Comparativos 2020-2021 de buques por tipo de carga

PERIODO: Enero-diciembre de 2021

| Tipo de carga | BUQUES | | | TRB (PROMEDIO) | | | TONELAJE PROMEDIO / BUQUE | | | ESTADÍA PROMEDIO /BUQUE (HRS) | | |
|----------------------|--------------|--------------|-------------|----------------|---------------|--------------|---------------------------|---------------|--------------|-------------------------------|-------------|-------------|
| | 2020 | 2021 | % | 2020 | 2021 | % | 2020 | 2021 | % | 2020 | 2021 | % |
| CARGA GENERAL SUELTA | 296 | 308 | 4.1% | 30,672 | 29,792 | -2.9% | 4,487 | 6,629 | 47.8% | 74.7 | 89.8 | 20.3% |
| AUTOMÓVILES | 178 | 210 | 18.0% | 57,329 | 56,145 | -2.1% | 6,766 | 6,444 | -4.8% | 42.0 | 38.2 | -9.1% |
| GRANEL MINERAL | 148 | 192 | 29.7% | 19,182 | 18,490 | -3.6% | 19,275 | 20,079 | 4.2% | 93.8 | 102.0 | 8.8% |
| GRANEL AGRÍCOLA | 223 | 229 | 2.7% | 25,284 | 25,228 | -0.2% | 31,138 | 31,099 | -0.1% | 158.4 | 143.4 | -9.5% |
| FLUIDOS | 186 | 164 | -11.8% | 14,479 | 11,951 | -17.5% | 9,958 | 5,199 | -47.8% | 60.7 | 28.7 | -52.7% |
| CONTENEDORES CICE | 110 | 120 | 9.1% | 22,486 | 19,865 | -11.7% | 6,240 | 6,440 | 3.2% | 16.1 | 20.7 | 28.0% |
| CONTENEDORES ICAVE | 532 | 528 | -0.8% | 59,153 | 60,611 | 2.5% | 16,887 | 19,667 | 16.5% | 17.1 | 20.3 | 18.8% |
| COMBUSTIBLES | 188 | 261 | 38.8% | 26,839 | 29,081 | 8.4% | 12,489 | 21,739 | 74.1% | 94.0 | 110.8 | 17.9% |
| TOTAL | 1,861 | 2,012 | 8.1% | 37,314 | 36,894 | -1.1% | 14,078 | 15,932 | 13.2% | 63.7 | 67.1 | 5.2% |

* *No comparable

NOTA: Los tipos de carga señalados en la relación corresponden a los transportados como cargamentos homogéneos o al más significativo del cargamento del buque.

**PRODUCTOS SIGNIFICANTES DE IMPORTACIÓN
(TONELADAS)**

| TIPODE CARGA PRODUCTO | ENERO-DICIEMBRE | | | |
|---|------------------|------------------|---------------|------------------|
| | 2020 | 2021 | Incremento % | Diferencia |
| <u>C.GRAL SUELTA (SIN AUTOS)</u> | 680,796 | 1,109,127 | 62.9 % | 428,331 |
| ACERO | 494,608 | 671,686 | 35.8 % | 177,078 |
| ALUMINIO | 20,541 | 239,960 | 1,068.2 % | 219,419 |
| TUBO | 46,596 | 86,771 | 86.2 % | 40,175 |
| MAQUINARIA | 68,543 | 71,583 | 4.4 % | 3,040 |
| FERTILIZANTES (SS) | 41,118 | 26,958 | -34.4 % | -14,161 |
| RIELES Y RUEDAS DE FF.CC | 0 | 6,617 | ** | 6,617 |
| OTROS | 3,002 | 4,694 | 56.4 % | 1,693 |
| COBRE | 0 | 858 | ** | 858 |
| TABLESTACA DE ACERO | 626 | 0 | -100.0 % | -626 |
| ESTRUCTURAS DE ACERO | 226 | 0 | -100.0 % | -226 |
| CAL (OXIDO DE CALCIO) | 5,537 | 0 | -100.0 % | -5,537 |
| <u>C.GRAL CONT.</u> | 5,707,370 | 6,987,283 | 22.4 % | 1,279,913 |
| <u>VEHICULOS (UNIDADES)</u> | 294,101 | 265,974 | -9.6 % | -28,127 |
| <u>VEHICULOS (TONELADAS)</u> | 405,379 | 402,351 | -0.7 % | -3,028 |
| <u>GRANEL MINERAL</u> | 2,777,106 | 3,542,177 | 27.5 % | 765,071 |
| CHATARRA | 730,339 | 1,112,160 | 52.3 % | 381,820 |
| FERTILIZANTES | 1,169,463 | 1,082,625 | -7.4 % | -86,838 |
| PET COKE | 543,971 | 901,543 | 65.7 % | 357,571 |
| ARRABIO DE FIERRO | 157,913 | 223,901 | 41.8 % | 65,987 |
| BRIQUETA DE FIERRO | 127,934 | 205,793 | 60.9 % | 77,859 |
| CARBONATO DE DISODIO DENSO | 7,305 | 7,082 | -3.1 % | -223 |
| CLINKER | 13,190 | 5,039 | -61.8 % | -8,151 |
| FOSFATO MONOCÁLCICO G. ALIM. | 0 | 4,035 | ** | 4,035 |
| BAUXITA | 2,009 | 0 | -100.0 % | -2,009 |
| SILICATO DE HIERRO | 24,982 | 0 | -100.0 % | -24,982 |
| <u>GRANEL AGRICOLA</u> | 6,717,834 | 6,842,932 | 1.9 % | 125,098 |
| MAÍZ | 2,959,210 | 2,813,073 | -4.9 % | -146,136 |
| SOYA | 1,086,743 | 1,408,814 | 29.6 % | 322,072 |
| TRIGO | 1,001,375 | 923,570 | -7.8 % | -77,805 |
| ARROZ | 720,366 | 704,068 | -2.3 % | -16,298 |
| MALTA | 260,198 | 384,907 | 47.9 % | 124,709 |
| SEM. DE CANOLA/NABO | 400,375 | 360,109 | -10.1 % | -40,266 |
| GRANO SECO DESTILADO | 61,098 | 85,785 | 40.4 % | 24,687 |
| CEBADA | 48,500 | 66,682 | 37.5 % | 18,182 |
| SALVADO DE TRIGO | 39,139 | 44,009 | 12.4 % | 4,870 |
| PASTA DE SOYA | 65,263 | 30,850 | -52.7 % | -34,412 |
| GLUTEN DE MAÍZ | 68,499 | 21,064 | -69.2 % | -47,435 |
| AZÚCAR A GRANEL | 7,069 | 0 | -100.0 % | -7,069 |
| <u>FLUIDOS E HIDROCARBUROS</u> | 3,642,192 | 6,281,065 | 72.5 % | 2,638,873 |
| <u>Fluidos varios</u> | <u>756,295</u> | <u>856,120</u> | <u>13.2 %</u> | <u>99,826</u> |
| ACEITE VEGETAL | 320,992 | 387,448 | 20.7 % | 66,456 |

**PRODUCTOS SIGNIFICANTES DE IMPORTACIÓN
(TONELADAS)**

| TIPODE CARGA | ENERO-DICIEMBRE | | | |
|--|-------------------|-------------------|----------------|------------------|
| | 2020 | 2021 | Incremento % | Diferencia |
| PRODUCTO | | | | |
| MONOMERO DE ESTIRENO | 184,643 | 207,107 | 12.2 % | 22,464 |
| AKIL BENCENO (LAB) | 78,198 | 66,804 | -14.6 % | -11,394 |
| ETHYLEN GLYCOL | 44,841 | 45,888 | 2.3 % | 1,048 |
| SEBO | 17,481 | 29,425 | 68.3 % | 11,944 |
| ORTOXILENO | 23,224 | 27,647 | 19.0 % | 4,423 |
| BUTIL ACRILATO | 14,193 | 16,654 | 17.3 % | 2,461 |
| ACETONA | 8,965 | 13,502 | 50.6 % | 4,538 |
| XILENO | 6,846 | 12,925 | 88.8 % | 6,079 |
| ISOPROPANOL, ALOCOHOL ISOPROPILICO (IPA) | 8,307 | 8,010 | -3.6 % | -297 |
| VINIL ACETATO | 9,101 | 6,829 | -25.0 % | -2,272 |
| TOLUENO | 5,283 | 6,555 | 24.1 % | 1,272 |
| ALCOHOL LAURICO | 15,315 | 6,030 | -60.6 % | -9,286 |
| ESTEARINA DE PALMA | 4,991 | 5,912 | 18.5 % | 921 |
| VAR SOL | 4,300 | 5,144 | 19.6 % | 844 |
| ASFALTO | 0 | 4,536 | ** | 4,536 |
| SOSA CAUSTICA | 0 | 3,046 | ** | 3,046 |
| EXXOL D-40 | 1,174 | 2,158 | 83.8 % | 984 |
| ÁCIDO GRASO DE PALMA | 0 | 499 | ** | 499 |
| SASOLAB | 4,193 | 0 | -100.0 % | -4,193 |
| AROMINA | 1,606 | 0 | -100.0 % | -1,606 |
| N-PROPANOL | 2,122 | 0 | -100.0 % | -2,122 |
| ACETATO MONÓMERO | 520 | 0 | -100.0 % | -520 |
| Combustibles en Terminales privadas | 1,095,919 | 3,378,060 | 208.2 % | 2,282,141 |
| GASOLINA REGULAR (PRIV) | 414,673 | 1,527,943 | 268.5 % | 1,113,269 |
| DIESEL (PRIV) | 543,314 | 1,237,362 | 127.7 % | 694,047 |
| GASOLINA PREMIUM(IMP (PRIV) | 129,099 | 470,847 | 264.7 % | 341,748 |
| METIL TER-BUTIL ÉTER (MTBE) | 8,832 | 104,370 | 1,081.7 % | 95,538 |
| TURBOSINA (PRIV) | 0 | 37,538 | ** | 37,538 |
| Combustibles Terminal de Pemex | 1,789,978 | 2,046,884 | 14.4 % | 256,906 |
| GASOLINA REGULAR (PX) | 726,582 | 928,464 | 27.8 % | 201,882 |
| DIESEL (/PX) | 672,777 | 771,087 | 14.6 % | 98,310 |
| GASOLINA PREMIUM (PX) | 390,618 | 347,333 | -11.1 % | -43,285 |
| TOTAL IMPORTACIÓN | 19,930,677 | 25,164,935 | 26.3 % | 5,234,258 |

**PRODUCTOS SIGNIFICANTES DE EXPORTACIÓN Y CABOTAJE
(TONELADAS)**

| TIPODE CARGA PRODUCTO | ENERO-DICIEMBRE | | | |
|------------------------------------|-------------------|-------------------|----------------|------------------|
| | 2020 | 2021 | Incremento % | Diferencia |
| C. GRAL. SUELTA (sin autos) | 647,914 | 907,932 | 40.1 % | 260,018 |
| TUBO | 359,526 | 486,092 | 35.2 % | 126,567 |
| ACERO (VARIOS) | 198,970 | 323,188 | 62.4 % | 124,217 |
| MAQUINARIA | 25,697 | 35,774 | 39.2 % | 10,078 |
| OXIDO DE CALCIO | 31,202 | 36,792 | 17.9 % | 5,590 |
| OTROS | 6,073 | 4,656 | -23.3 % | -1,417 |
| ESTRUCTURAS DE ACERO | 5,326 | 0 | -100.0 % | -5,326 |
| AZUCAR (EN SACOS) | 0 | 13,568 | ** | 13,568 |
| FERTILIZANTES | 4,254 | 3,760 | -11.6 % | -494 |
| DESPENSAS (ALIMENTOS) | 14,154 | 0 | -100.0 % | -14,154 |
| ALCOHOL ETANOL | 2,712 | 0 | -100.0 % | -2,712 |
| PRODUCTOS MÉDICOS | 0 | 1,916 | ** | 1,916 |
| FRIJOL | 0 | 2,187 | ** | 2,187 |
| VEHICULOS RoRo.(UNIDADES) * | 464,414 | 557,727 | 20.1 % | 93,313 |
| VEHICULOS RoRo.(Tons) * | 792,170 | 962,572 | 21.5 % | 170,402 |
| C.GRAL CONT. | 3,969,182 | 4,182,531 | 5.4 % | 213,349 |
| GRANEL MINERAL | 75,534 | 61,178 | -19.0 % | -14,356 |
| CLINKER | 26,895 | 15,031 | -44.1 % | -11,864 |
| ESCORIA | 0 | 25,414 | ** | 25,414 |
| FERTILIZANTES | 21,243 | 1,200 | -94.4 % | -20,043 |
| PIEDRA DE RIO | 0 | 8,879 | ** | 8,879 |
| BRIQUETA DE FIERRO | 27,396 | 0 | -100.0 % | -27,396 |
| CARBÓN MINERAL | 0 | 10,654 | ** | 10,654 |
| GRANEL AGRICOLA | 225,832 | 278,796 | 23.5 % | 52,964 |
| AZUCAR | 225,832 | 278,796 | 23.5 % | 52,964 |
| TOTAL EXPORTACIÓN | 5,710,633 | 6,393,009 | 11.9 % | 682,377 |
| SUB TOTAL ALTURA (IMP+EXP) | 25,641,310 | 31,557,944 | 23.1 % | 5,916,635 |
| CABOTAJE DE ENTRADA: | 557,995 | 245,453 | -56.0 % | -312,543 |
| COMBUSTIBLES PEMEX | 557,995 | 245,453 | -56.0 % | -312,543 |
| GASOLINA REGULAR (PX) | 206,397 | 180,627 | -12.5 % | -25,771 |
| DIESEL (PX) | 333,367 | 59,680 | -82.1 % | -273,687 |
| GASOLINA PREMIUM (PX) | 18,231 | 5,146 | -71.8 % | -13,085 |
| CABOTAJE DE SALIDA: | 0 | 251,847 | ** | 251,847 |
| GRANEL MINERAL | 0 | 251,847 | ** | 251,847 |
| BALASTO | 0 | 251,847 | ** | 251,847 |
| SUBTOTAL CABOTAJE | 557,995 | 497,300 | -10.9 % | -60,696 |
| TOTAL (ALTURA + CABOTAJE) | 26,199,305 | 32,055,244 | 22.4 % | 5,855,939 |



**GOBIERNO DE
MÉXICO**

MARINA

SECRETARÍA DE MARINA



ADMINISTRACIÓN DEL SISTEMA
PORTUARIO NACIONAL
MARINA



IV. GRÁFICAS.

enero-diciembre 2021

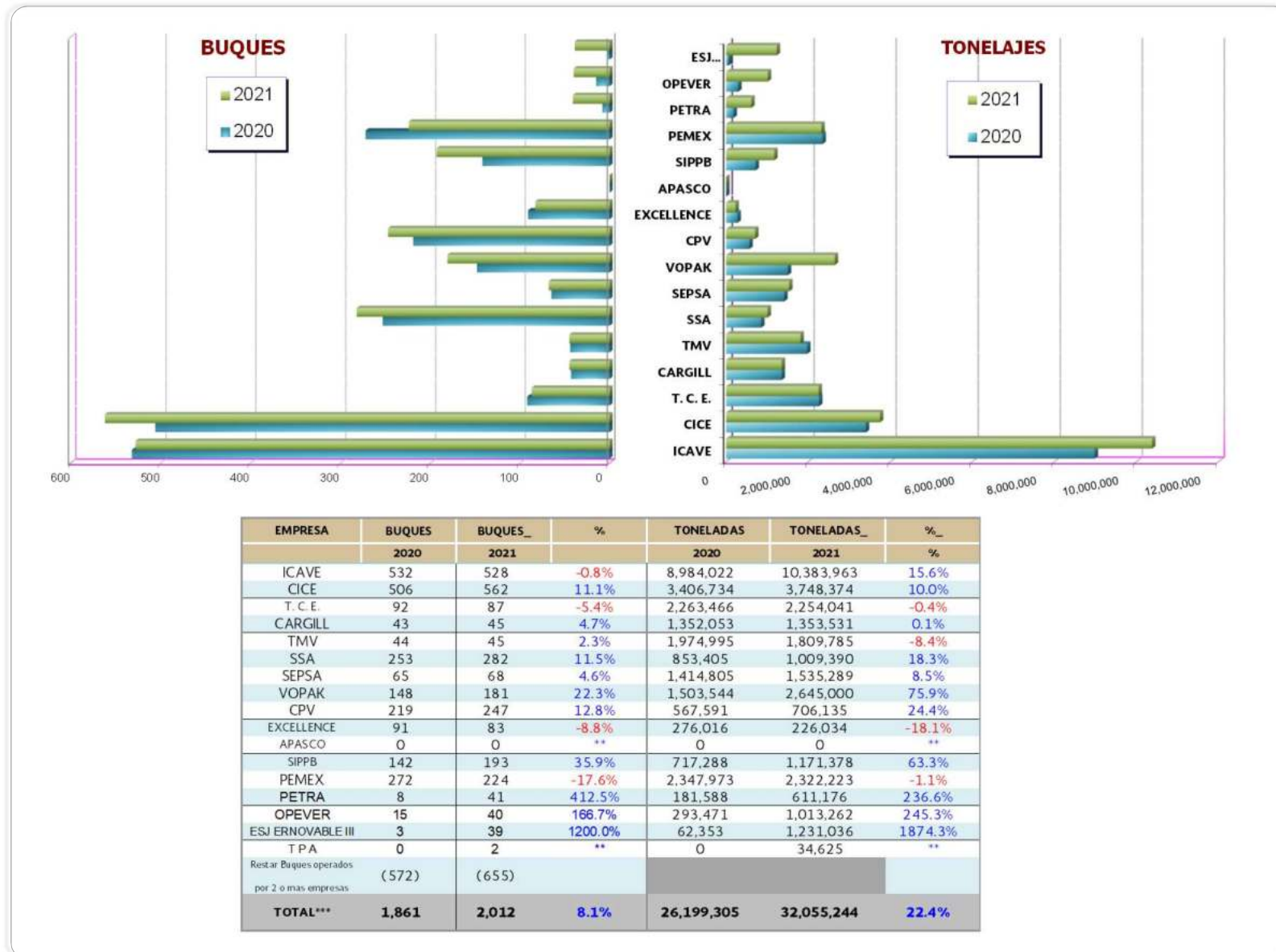
MOVIMIENTO POR TIPO DE CARGA COMPARATIVO 2020-2021

PERIODO: Enero-diciembre de 2021



BUQUES Y TONELAJES MANEJADOS POR EMPRESA CESIONARIA Y/O TERMINAL

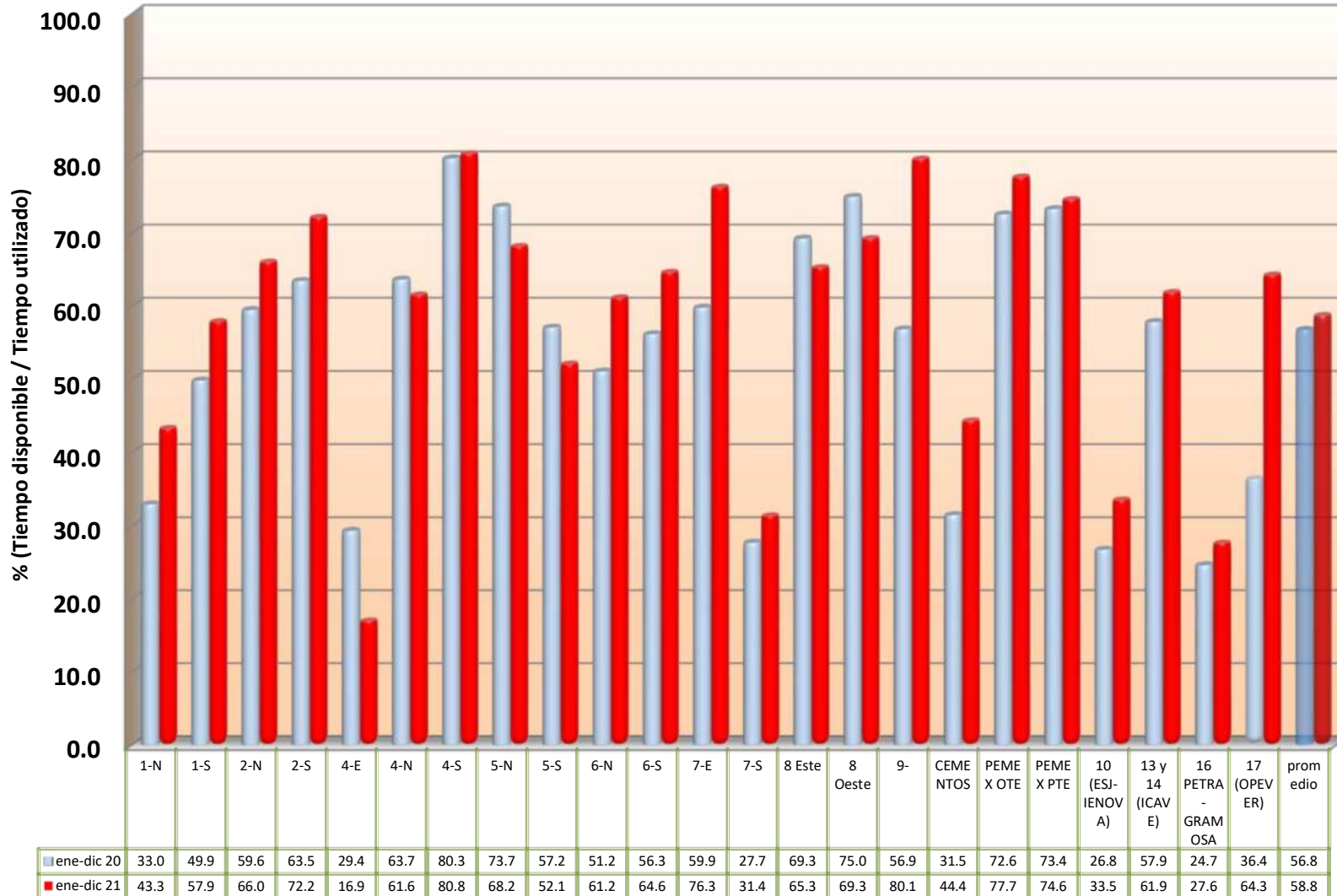
PERIODO: Enero-diciembre de 2021



% DE OCUPACION DE MUELLES

COMPARATIVO 2020-2021

PERIODO: Enero-diciembre de 2021

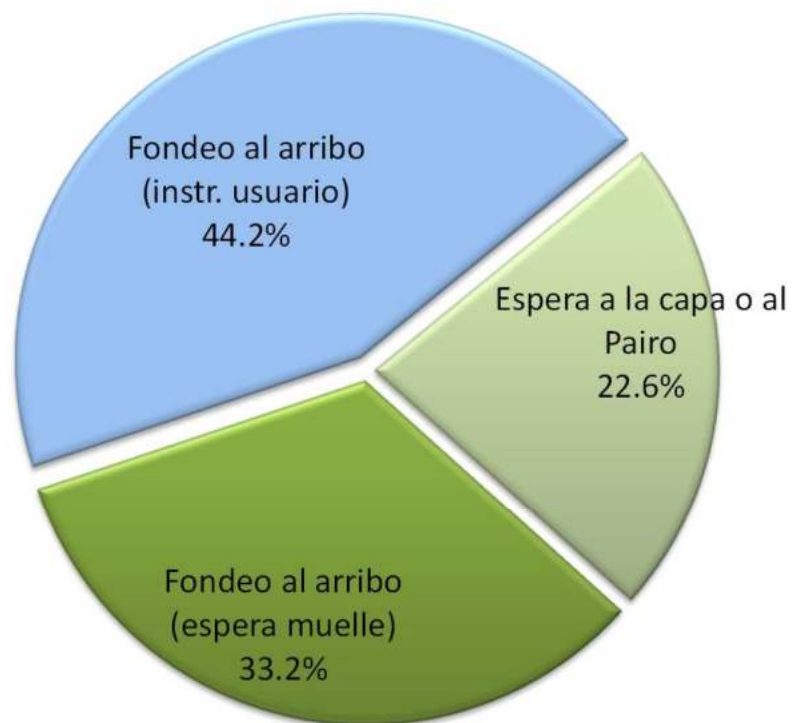


TIEMPOS DE ESPERA DE BUQUES EN ZONA DE FONDEO

PERIODO: Enero-diciembre de 2021

TOTAL DE HORAS-BUQUE EN ZONA DE ESPERA (FONDEO) = 36,010

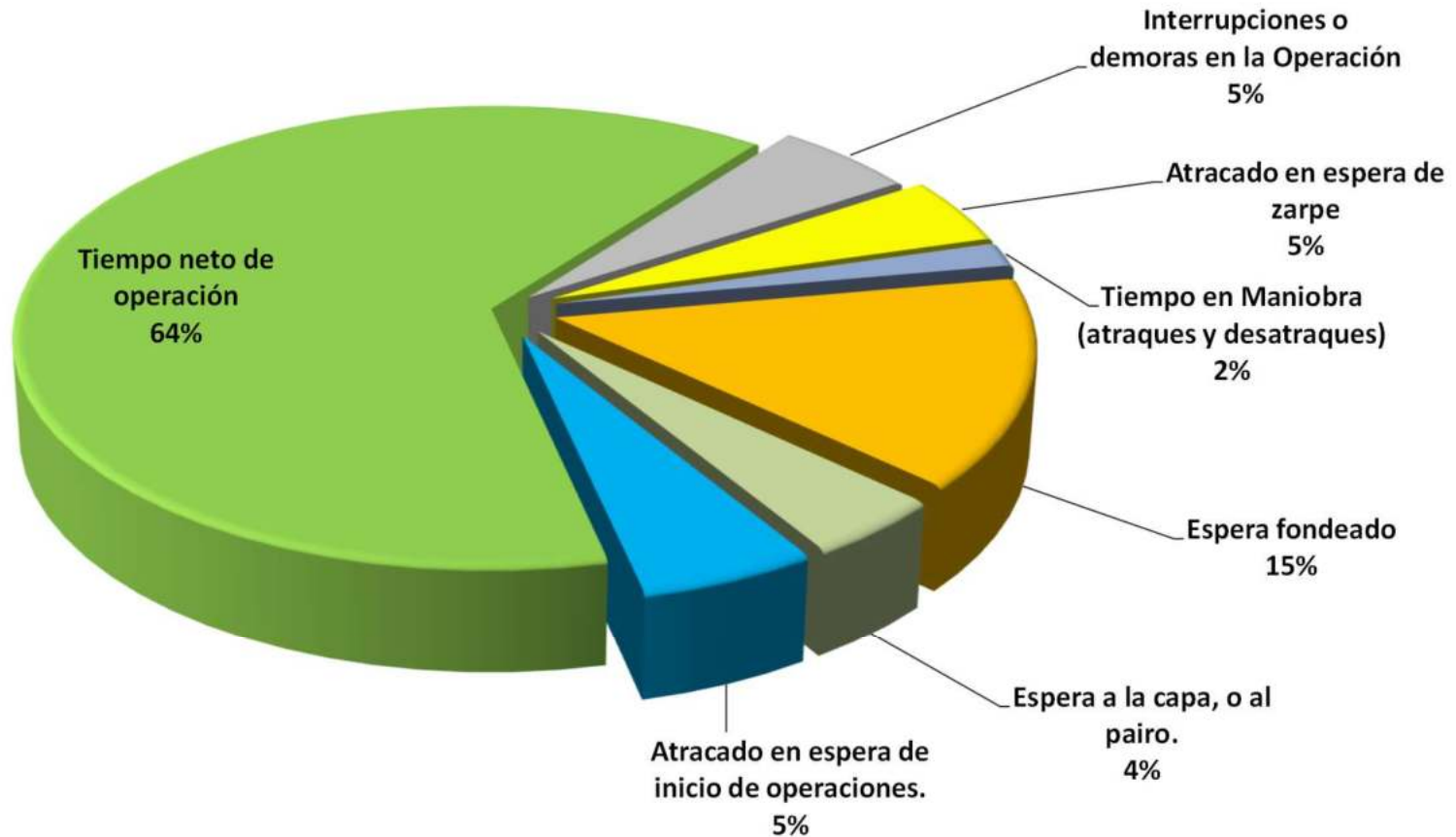
Buques con registro de fondeo = 554



DISTRIBUCIÓN DEL TIEMPO TOTAL DE BUQUES EN PUERTO

PERIODO: Enero-diciembre de 2021

HORAS-BUQUE EN PUERTO TOTALES = 190,762
Buques atendidos = 2,012



* INCLUYE SALIDAS A FONDEO, CON O SIN REGRESO A MUELLE.



**GOBIERNO DE
MÉXICO**

MARINA

SECRETARÍA DE MARINA



V. SERVICIOS DE REMOLQUE, FONDEO Y RELACIÓN DE BUQUES ATENDIDOS EN EL MES.

enero-diciembre 2021

SERVICIOS DE REMOLCADORES

PERIODO: Enero-diciembre de 2021

| REMOLCADOR / EMPRESA | SERVICIOS A BUQUES EN MANIOBRAS DE | | | SERVICIOS ESPECIALES | FALSOS SERVICIOS | TOTALES |
|---|------------------------------------|--------------------------|--------------|-------------------------|---------------------|--------------|
| | ATRAQUE | MOVIMIENTO O ENMIENDA | DESATRAQUE | | | |
| DON CARLOS | 143 | 32 | 189 | 1 | 0 | 365 |
| TOMY | 966 | 96 | 927 | 0 | 0 | 1,989 |
| JESUS | 934 | 90 | 853 | 0 | 0 | 1,877 |
| TYR | 10 | 0 | 10 | 0 | 0 | 20 |
| Subtotal (Rems REMOLQUE Y LANHAJE) | 2,053 | 218 | 1,979 | 1 | 0 | 4,251 |
| SAAM TACUATE | 762 | 48 | 760 | 2 | 1 | 1,573 |
| SAAM RARAMURI | 1,037 | 25 | 1,084 | 4 | 2 | 2,152 |
| SAAM AZTECA | 74 | 4 | 68 | 0 | 0 | 146 |
| SAAM HUASTECA | 757 | 13 | 760 | 4 | 0 | 1,534 |
| Subtotal (Rems SAAM TOWAGE) | 2,630 | 90 | 2,672 | 10 | 3 | 5,405 |
| TOTAL | 4,683 | 308 | 4,651 | 11 | 3 | 9,656 |

FONDEO DE BUQUES (registrado)

POR TIPO DE CARGA

PERIODO: Enero-diciembre de 2021

| TIPO DE CARGA | CAUSA | | | | | | | | TOTAL | |
|---|------------|----------|-----------------|-----------------|--------------------|-----------------|-------------------|----------|------------|-----------------|
| | MAL TIEMPO | | OCUP. DE MUELLE | | INSTR. DEL USUARIO | | ESPERA MAREA ALTA | | BUQUES | HR-BUQUE |
| | BUQUES | HR-BUQUE | BUQUES | HR-BUQUE | BUQUES | HR-BUQUE | BUQUES | HR-BUQUE | | |
| Carga general. | | | 31 | 730.2 | 44 | 991.7 | | | 75 | 1,721.8 |
| Granel mineral pesado (chatarra, arrabio, pet-coke, etc.) | | | 14 | 348.2 | 34 | 1,625.7 | | | 48 | 1,973.9 |
| Granel mineral ligero (fertilizantes) | | | 7 | 267.0 | 8 | 138.5 | | | 15 | 405.5 |
| Granel agrícola en instalacion especializada de CARGILL | | | 5 | 354.5 | 15 | 1,687.3 | | | 20 | 2,041.8 |
| Granel agrícola en instalacion especializada de TMV | | | 10 | 816.6 | 11 | 907.0 | | | 21 | 1,723.6 |
| Granel agrícola en instalacion especializada de TCE | | | 9 | 532.3 | 8 | 450.2 | | | 17 | 982.4 |
| Granel agrícola en instalacion especializada de PETRA | | | 4 | 345.1 | 7 | 180.9 | | | 11 | 526.1 |
| Granel agrícola en muelle convencional | | | 20 | 1,152.0 | 21 | 545.1 | | | 41 | 1,697.1 |
| Fluidos | | | 41 | 2,207.3 | 55 | 2,905.9 | | | 96 | 5,113.2 |
| Contenedores en term. Especializada | | | 13 | 392.5 | 14 | 412.7 | | | 27 | 805.2 |
| Contenedores en term. Multiusos | | | 8 | 318.4 | 18 | 798.0 | | | 26 | 1,116.3 |
| Vehículos | | | 9 | 618.2 | 36 | 2,472.5 | | | 45 | 3,090.6 |
| Combustibles | | | 60 | 3,879.1 | 52 | 2,808.5 | | | 112 | 6,687.6 |
| TOTAL | | | 231 | 11,961.2 | 323 | 15,923.9 | | | 554 | 27,885.2 |

RELACION DE BUQUES OPERADOS

Durante el mes de diciembre-2021

| No. | REG | BUQUE | PAIS BANDERA | ESLORA (M) | TRB | MUELLE | FECHA ARRIBO | FECHA ZARPE | TIPO DE CARGA | CARGA (Tons) | Vehiculos (Unid) | Contenedores (TEUS) | ESTADIA EN MUELLE (HR) | AG. CONSIG. | No. de viaje en el año |
|-----|------|-----------------------|-------------------|---------------|--------|----------------|-----------------|----------------|---------------------|--------------|---------------------|------------------------|---------------------------|------------------------------|---------------------------|
| 1 | 1970 | ADRIA ACE | BAHAMAS | 176 | 41,009 | 1 N | 07-dic-21 | 09-dic-21 | AUTOMOVILES | 5,900 | 3,802 | 0 | 56.22 | REPRESENTACIONES MARITIM | 15 |
| 2 | 2085 | ADRIA ACE | BAHAMAS | 176 | 41,009 | 6 N | 28-dic-21 | 30-dic-21 | AUTOMOVILES | 7,279 | 4,485 | 0 | 56.05 | REPRESENTACIONES MARITIM | 16 |
| 3 | 1969 | ADRIATIC PEARL | LIBERIA | 190 | 24,196 | 9 SUR | 06-dic-21 | 09-dic-21 | GRANEL AGRICOLA CC | 15,110 | 0 | 0 | 70.62 | TWIN MARINE DE MEXICO, S.A. | 1 |
| 4 | 1896 | AEC DILIGENCE | BAHAMAS | 172 | 19,882 | 2 N | 23-nov-21 | 13-dic-21 | CARGA GENERAL | 30,014 | 0 | 0 | 382.25 | MEXSHIPPING AGENCIA, S.A. D | 1 |
| 5 | 2074 | AFRICAN WEAVER | BAHAMAS | 180 | 21,521 | 9 NORTE | 24-dic-21 | 28-dic-21 | CARGA GENERAL | 3,445 | 0 | 0 | 52.02 | ROJAS, VELA Y ASOCIADOS, S. | 1 |
| 6 | 2081 | AIM | ANTIGUA Y BARBUDA | 100 | 4,251 | 4 E | 27-dic-21 | 30-dic-21 | CARGA GENERAL | 2,420 | 0 | 0 | 87.98 | REPRESENTACIONES MARITIM | 1 |
| 7 | 1989 | ALEXANDRA | ISLAS MARSHALL | 270 | 71,021 | 13 BAHIA NORTE | 09-dic-21 | 10-dic-21 | CONTENEDORES ESPE | 16,025 | 0 | 1,840 | 19.10 | ALTAMARITIMA, S.A. DE C.V. | 6 |
| 8 | 1923 | ALPINE MYSTERY | HONG KONG | 183 | 29,293 | PEMEX OTE | 28-nov-21 | 04-dic-21 | COMBUSTIBLE (FLUIDO | 21,365 | 0 | 0 | 71.00 | ERNESTO VARGAS OROZCO, S | 1 |
| 9 | 1976 | AMBER STAR | PANAMA | 180 | 23,277 | 4 NP | 08-dic-21 | 13-dic-21 | GRANEL AGRICOLA CC | 27,353 | 0 | 0 | 115.02 | MEXSHIPPING AGENCIA, S.A. D | 1 |
| 10 | 1946 | AMIS JUSTICE | PANAMA | 200 | 35,825 | 8 OESTE | 02-dic-21 | 13-dic-21 | GRANEL AGRICOLA ES | 49,875 | 0 | 0 | 204.90 | PACVER, S.A. DE C.V. | 1 |
| 11 | 2071 | APL NEW JERSEY | LIBERIA | 293 | 71,787 | 13 BAHIA NORTE | 24-dic-21 | 28-dic-21 | CONTENEDORES ESPE | 24,507 | 0 | 2,659 | 23.80 | ALTAMARITIMA, S.A. DE C.V. | 8 |
| 12 | 2060 | APOLLON | BAHAMAS | 186 | 30,053 | PEMEX PTE | 22-dic-21 | 25-dic-21 | COMBUSTIBLE (FLUIDO | 10,230 | 0 | 0 | 40.88 | MEXSHIPPING AGENCIA, S.A. D | 2 |
| 13 | 1997 | ARDMORE SEAFOX | ISLAS MARSHALL | 183 | 29,737 | PEMEX OTE | 10-dic-21 | 23-dic-21 | COMBUSTIBLE (FLUIDO | 20,286 | 0 | 0 | 244.27 | MERITUS HOLDINGS, S.A. DE C | 1 |
| 14 | 1953 | AS CLEOPATRA | ANTIGUA Y BARBUDA | 222 | 28,372 | 14 BAHIA NORTE | 03-dic-21 | 04-dic-21 | CONTENEDORES ESPE | 12,203 | 0 | 1,646 | 17.67 | HAPAG-LLOYD MEXICO S.A. DE | 1 |
| 15 | 1955 | AS FELICIA | PORTUGAL | 166 | 15,375 | 7 S | 04-dic-21 | 05-dic-21 | CONTENEDORES CON | 9,124 | 0 | 0 | 38.08 | ALTAMARITIMA, S.A. DE C.V. | 4 |
| 16 | 2073 | AS FELICIA | PORTUGAL | 166 | 15,375 | 7 S | 24-dic-21 | 26-dic-21 | CONTENEDORES CON | 7,189 | 0 | 791 | 20.82 | ALTAMARITIMA, S.A. DE C.V. | 5 |
| 17 | 1931 | ASL ERA | ISLAS MARSHALL | 190 | 32,296 | 2 S | 29-nov-21 | 02-dic-21 | CARGA GENERAL | 1,931 | 0 | 0 | 52.65 | ISS MARINE SERVICES MEXICO | 1 |
| 18 | 1983 | ATLANTIC ALTAMIRA | SINGAPUR | 190 | 26,436 | 9 NORTE | 08-dic-21 | 28-dic-21 | GRANEL AGRICOLA CC | 40,912 | 0 | 0 | 364.37 | PACVER, S.A. DE C.V. | 11 |
| 19 | 1934 | ATLANTIC DREAM | SINGAPUR | 177 | 20,218 | 8 ESTE | 29-nov-21 | 04-dic-21 | GRANEL AGRICOLA ES | 30,904 | 0 | 0 | 90.17 | PACVER, S.A. DE C.V. | 4 |
| 20 | 1929 | ATLANTIC LAUREL | PANAMA | 178 | 20,243 | 4 SP | 29-nov-21 | 03-dic-21 | GRANEL MINERAL | 32,247 | 0 | 0 | 68.00 | GLOBAL SHIPPING SERVICES, S | 1 |
| 21 | 2026 | ATLANTIC RUNNER II | MALTA | 180 | 22,863 | 7 S | 17-dic-21 | 24-dic-21 | CARGA GENERAL | 5,244 | 0 | 64 | 139.87 | REPRESENTACIONES TRANSP | 3 |
| | | ATLANTICA BAY | LIBERIA | 183 | 29,597 | PEMEX PTE | 25-oct-21 | 03-nov-21 | COMBUSTIBLE (FLUIDO | 21,740 | 0 | 0 | 158.08 | MEXSHIPPING AGENCIA, S.A. D | 1 |
| 22 | 1921 | ATLANTIS FORTUNE | ISLAS MARSHALL | 178 | 22,697 | 9 NORTE | 27-nov-21 | 21-dic-21 | CARGA GENERAL | 35,181 | 0 | 0 | 504.07 | ULUA SHIPPING S.A. DE C.V. | 1 |
| 23 | 2030 | BALSA 89 | PANAMA | 106 | 5,698 | 2 N | 18-dic-21 | 21-dic-21 | GRANEL MINERAL | 2,001 | 0 | 0 | 63.95 | REPRESENTACIONES MARITIM | 3 |
| 24 | 1933 | BANGKOK HIGHWAY | JAPON | 180 | 48,936 | 7 E | 29-nov-21 | 02-dic-21 | AUTOMOVILES | 6,221 | 3,460 | 0 | 31.90 | ROJAS, VELA Y ASOCIADOS, S. | 5 |
| 25 | 2036 | BASIC QUEEN | PANAMA | 180 | 23,264 | 17 BAHIA NORTE | 19-dic-21 | 04-ene-22 | GRANEL MINERAL | 32,999 | 0 | 0 | 243.60 | MEXSHIPPING AGENCIA, S.A. D | 2 |
| 26 | 1962 | BBC DOLPHIN | ANTIGUA Y BARBUDA | 120 | 7,223 | 4 SP | 05-dic-21 | 13-dic-21 | CARGA GENERAL | 6,730 | 0 | 0 | 124.77 | CH MARITIME, S.A. DE C.V. | 1 |
| 27 | 2078 | BBC DOLPHIN | ANTIGUA Y BARBUDA | 120 | 7,223 | 4 SR | 26-dic-21 | 30-dic-21 | CARGA GENERAL | 1,936 | 0 | 0 | 102.67 | CH MARITIME, S.A. DE C.V. | 2 |
| 28 | 1928 | BRAVERY ACE | PANAMA | 189 | 52,276 | 1 N | 29-nov-21 | 02-dic-21 | AUTOMOVILES | 5,449 | 2,923 | 0 | 34.17 | REPRESENTACIONES MARITIM | 10 |
| 29 | 2027 | BRAVERY ACE | PANAMA | 189 | 52,276 | 6 S | 18-dic-21 | 21-dic-21 | AUTOMOVILES | 6,222 | 3,686 | 0 | 76.33 | REPRESENTACIONES MARITIM | 11 |
| 30 | 2052 | BURGOS | MEXICANA | 176 | 25,400 | PEMEX OTE | 21-dic-21 | 22-dic-21 | COMBUSTIBLE (FLUIDO | 8,096 | 0 | 0 | 22.58 | PEMEX LOGISTICA | 1 |
| 31 | 2000 | BUXCLIFF | PORTUGAL | 300 | 72,760 | 14 BAHIA NORTE | 13-dic-21 | 14-dic-21 | CONTENEDORES ESPE | 21,737 | 0 | 2,443 | 22.57 | REPRESENTACIONES MARITIM | 3 |
| 32 | 2056 | CALIFORNIA HIGHWAY | PANAMA | 200 | 59,447 | 6 S | 22-dic-21 | 24-dic-21 | AUTOMOVILES | 4,644 | 3,209 | 0 | 38.92 | ROJAS, VELA Y ASOCIADOS, S. | 5 |
| 33 | 1977 | CARIBE MARIA | LIBERIA | 117 | 7,687 | CEM | 08-dic-21 | 08-dic-21 | LIQUIDOS | 4,549 | 0 | 0 | 18.82 | NAOS MARITIMA, S.A. DE C.V. | 5 |
| 34 | 2086 | CARIBE MARIA | LIBERIA | 117 | 7,687 | CEM | 28-dic-21 | 30-dic-21 | LIQUIDOS | 8,049 | 0 | 0 | 26.15 | NAOS MARITIMA, S.A. DE C.V. | 6 |
| 35 | 2001 | CASTELLANOS I | PANAMA | 78 | 2,009 | 7 S | 13-dic-21 | 14-dic-21 | CONTENEDORES CON | 829 | 0 | 42 | 9.05 | AGENCIA NAVIERA DE MEXICO, | 3 |
| 36 | 2044 | CHACABUCO | LIBERIA | 276 | 66,280 | 14 BAHIA NORTE | 20-dic-21 | 22-dic-21 | CONTENEDORES ESPE | 18,069 | 0 | 2,198 | 22.75 | HAPAG-LLOYD MEXICO S.A. DE | 7 |
| 37 | 2019 | CHALLENGE PROSPECT II | LIBERIA | 183 | 29,513 | 7 E | 16-dic-21 | 18-dic-21 | COMBUSTIBLE (FLUIDO | 35,165 | 0 | 0 | 44.45 | REPRESENTACIONES MARITIM | 1 |
| 38 | 1986 | CHEM ALTAMIRA | LIBERIA | 145 | 12,129 | CEM | 08-dic-21 | 09-dic-21 | LIQUIDOS | 956 | 0 | 0 | 10.75 | REPRESENTACIONES MARITIM | 1 |
| 39 | 2087 | CMA CGM LAMARTINE | MALTA | 299 | 73,779 | 14 BAHIA NORTE | 29-dic-21 | 29-dic-21 | CONTENEDORES ESPE | 17,485 | 0 | 1,519 | 15.00 | ALTAMARITIMA, S.A. DE C.V. | 6 |
| 40 | 1947 | CMA CGM MUSSET | MALTA | 300 | 72,884 | 13 BAHIA NORTE | 02-dic-21 | 03-dic-21 | CONTENEDORES ESPE | 17,745 | 0 | 2,186 | 20.23 | ALTAMARITIMA, S.A. DE C.V. | 7 |
| 41 | 1957 | CMA CGM PARANAGUA | MALTA | 220 | 35,881 | 6 N | 04-dic-21 | 06-dic-21 | CONTENEDORES CON | 18,539 | 0 | 1,481 | 40.23 | ALTAMARITIMA, S.A. DE C.V. | 1 |
| 42 | 2015 | CONSTANTIA | LIBERIA | 260 | 48,799 | 14 BAHIA NORTE | 15-dic-21 | 16-dic-21 | CONTENEDORES ESPE | 15,795 | 0 | 1,533 | 15.43 | HAPAG-LLOYD MEXICO S.A. DE | 4 |
| 43 | 2023 | CONTSHIP ICE | CYPRUS | 161 | 16,137 | 7 S | 17-dic-21 | 18-dic-21 | CONTENEDORES CON | 9,180 | 0 | 1,114 | 20.60 | ALTAMARITIMA, S.A. DE C.V. | 4 |
| 44 | 2095 | CRYSTAL RAY | BAHAMAS | 200 | 57,772 | 6 N | 30-dic-21 | 31-dic-21 | AUTOMOVILES | 2,252 | 1,042 | 0 | 17.43 | ALTAMARITIMA, S.A. DE C.V. | 1 |
| 45 | 2021 | CYPRESS GALAXY | PANAMA | 148 | 12,104 | CEM | 16-dic-21 | 19-dic-21 | LIQUIDOS | 13,715 | 0 | 0 | 41.70 | ALTAMARITIMA, S.A. DE C.V. | 2 |
| 46 | 1961 | DEE4 ELM | SINGAPUR | 183 | 26,900 | PEMEX OTE | 04-dic-21 | 08-dic-21 | COMBUSTIBLE (FLUIDO | 17,658 | 0 | 0 | 73.27 | REPRESENTACIONES MARITIM | 1 |
| 47 | 1950 | DIMITRA C | MALTA | 294 | 74,071 | 14 BAHIA NORTE | 02-dic-21 | 03-dic-21 | CONTENEDORES ESPE | 19,974 | 0 | 1,828 | 17.37 | HAPAG-LLOYD MEXICO S.A. DE | 8 |
| 48 | 2005 | DREAM OCEAN | PANAMA | 180 | 21,201 | 1 S | 13-dic-21 | 14-dic-21 | CARGA GENERAL | 2,617 | 0 | 0 | 17.95 | REPRESENTACIONES MARITIM | 1 |
| 49 | 2035 | DUMBLEDORE | BAHAMAS | 186 | 31,433 | 7 E | 19-dic-21 | 23-dic-21 | COMBUSTIBLE (FLUIDO | 32,144 | 0 | 0 | 61.47 | REPRESENTACIONES MARITIM | 1 |
| 50 | 2025 | EOS ESPERANCE | PANAMA | 180 | 21,213 | 5 S | 17-dic-21 | 23-dic-21 | GRANEL AGRICOLA ES | 20,850 | 0 | 0 | 142.40 | TWIN MARINE DE MEXICO, S.A. | 4 |
| 51 | 2029 | FAIRCHEM FYNBOS | ISLAS MARSHALL | 147 | 12,101 | CEM | 18-dic-21 | 22-dic-21 | LIQUIDOS | 13,461 | 0 | 0 | 66.88 | REPRESENTACIONES MARITIM | 1 |
| 52 | 1948 | FEDERAL CHAMPLAIN | ISLAS MARSHALL | 200 | 20,789 | 5 N | 02-dic-21 | 07-dic-21 | GRANEL AGRICOLA CC | 19,020 | 0 | 0 | 125.85 | MERITUS DE MEXICO, S.A. DE C | 1 |
| 53 | 2068 | FLAG GANGOS | MALTA | 190 | 32,983 | 2 S | 24-dic-21 | 29-dic-21 | CARGA GENERAL | 16,427 | 0 | 0 | 91.87 | REPRESENTACIONES MARITIM | 1 |
| 54 | 2034 | FLORIDA HIGHWAY | PANAMA | 200 | 59,493 | 1 N | 19-dic-21 | 21-dic-21 | AUTOMOVILES | 5,081 | 3,233 | 0 | 26.70 | ROJAS, VELA Y ASOCIADOS, S. | 1 |
| 55 | 2066 | FLORIJNGRACHT | DUTCH | 137 | 8,620 | 6 S | 23-dic-21 | 31-dic-21 | CARGA GENERAL | 8,551 | 0 | 0 | 174.07 | CEVERTAM, S.A. DE C.V. | 1 |
| 56 | 1967 | FWN MOMENTUM | HOLANDA | 116 | 6,693 | 1 S | 06-dic-21 | 13-dic-21 | CARGA GENERAL | 7,582 | 0 | 0 | 167.82 | REPRESENTACIONES MARITIM | 1 |
| 57 | 2006 | GLENDA MELODY | LIBERIA | 183 | 29,130 | 10 BAHIA NORTE | 13-dic-21 | 17-dic-21 | COMBUSTIBLE (FLUIDO | 21,475 | 0 | 0 | 55.38 | ERNESTO VARGAS OROZCO, S | 1 |
| 58 | 2022 | GLOVIS COSMOS | ISLAS MARSHALL | 200 | 59,954 | 6 N | 17-dic-21 | 21-dic-21 | AUTOMOVILES | 8,897 | 6,245 | 0 | 102.68 | ALTAMARITIMA, S.A. DE C.V. | 1 |

RELACION DE BUQUES OPERADOS

Durante el mes de diciembre-2021

| No. | REG | BUQUE | PAIS BANDERA | ESLORA (M) | TRB | MUELLE | FECHA ARRIBO | FECHA ZARPE | TIPO DE CARGA | CARGA (Tons) | Vehiculos (Unid) | Contenedores (TEUS) | ESTADIA EN MUELLE (HR) | AG. CONSIG. | No. de viaje en el año |
|-----|------|----------------------|-------------------|---------------|--------|----------------|-----------------|----------------|---------------------|--------------|---------------------|------------------------|---------------------------|------------------------------|---------------------------|
| 59 | 2007 | GRACE C | LIBERIA | 186 | 22,733 | 4 NP | 13-dic-21 | 21-dic-21 | GRANEL AGRICOLA CO | 25,880 | 0 | 0 | 186.07 | MEXSHIPPING AGENCIA, S.A. D | 1 |
| 60 | 1978 | GRAN COUVA | HONG KONG | 183 | 29,266 | PEMEX PTE | 08-dic-21 | 09-dic-21 | COMBUSTIBLE (FLUIDO | 11,611 | 0 | 0 | 29.72 | REPRESENTACIONES MARITIM | 1 |
| 61 | 1964 | GRANDE TEXAS | ITALIA | 200 | 65,148 | 1 N | 05-dic-21 | 06-dic-21 | AUTOMOVILES | 4,469 | 1,879 | 0 | 27.92 | ALTAMARITIMA, S.A DE C.V. | 1 |
| 62 | 2043 | GRANDE TORINO | ITALIA | 200 | 65,255 | 1 N | 20-dic-21 | 22-dic-21 | AUTOMOVILES | 4,785 | 2,092 | 0 | 23.13 | ALTAMARITIMA, S.A DE C.V. | 3 |
| 63 | 1927 | GW MATHILDE | LIBERIA | 200 | 36,356 | 8 OESTE | 28-nov-21 | 05-dic-21 | GRANEL AGRICOLA ES | 44,439 | 0 | 0 | 108.77 | PACVER, S.A. DE C.V. | 1 |
| 64 | 1935 | HAKATA QUEEN | PANAMA | 200 | 34,707 | 7 S | 30-nov-21 | 03-dic-21 | CARGA GENERAL | 10,805 | 0 | 0 | 58.12 | TRANSMARINE NAVIGATION DE | 1 |
| 65 | 1991 | HAMBURG BAY | LIBERIA | 293 | 71,786 | 14 BAHIA NORTE | 09-dic-21 | 10-dic-21 | CONTENEDORES ESPE | 21,390 | 0 | 2,795 | 23.85 | HAPAG-LLOYD MEXICO S.A. DE | 5 |
| 66 | 2039 | HELLA | PORTUGAL | 275 | 59,307 | 14 BAHIA NORTE | 19-dic-21 | 21-dic-21 | CONTENEDORES ESPE | 27,881 | 0 | 2,881 | 113.17 | HAPAG-LLOYD MEXICO S.A. DE | 1 |
| 67 | 2054 | HOEGH MAPUTO | NORUEGA | 183 | 47,266 | 6 N | 22-dic-21 | 24-dic-21 | AUTOMOVILES | 3,296 | 1,647 | 0 | 30.53 | ALTAMARITIMA, S.A DE C.V. | 5 |
| 68 | 2013 | HOEGH OSLO | NORUEGA | 180 | 51,964 | 6 N | 15-dic-21 | 16-dic-21 | AUTOMOVILES | 4,596 | 2,691 | 0 | 22.53 | ALTAMARITIMA, S.A DE C.V. | 2 |
| 69 | 2080 | HOEGH SEOUL | NORUEGA | 229 | 68,871 | 6 N | 27-dic-21 | 27-dic-21 | AUTOMOVILES | 1,739 | 1,021 | 0 | 17.10 | ALTAMARITIMA, S.A DE C.V. | 2 |
| 70 | 2016 | HOEGH YOKOHAMA | SINGAPUR | 180 | 51,770 | 1 N | 16-dic-21 | 16-dic-21 | AUTOMOVILES | 3,440 | 1,386 | 0 | 16.70 | ALTAMARITIMA, S.A DE C.V. | 7 |
| 71 | 1984 | JACQUELINE C | BRITANIA | 138 | 9,530 | 2 N | 08-dic-21 | 16-dic-21 | GRANEL MINERAL | 21,065 | 0 | 0 | 68.82 | MEXSHIPPING AGENCIA, S.A. D | 4 |
| 72 | 2057 | KATHERINE | ISLAS MARSHALL | 270 | 71,021 | 14 BAHIA NORTE | 22-dic-21 | 23-dic-21 | CONTENEDORES ESPE | 16,780 | 0 | 1,853 | 14.62 | ALTAMARITIMA, S.A DE C.V. | 7 |
| 73 | 1987 | LIPSI | ISLAS MARSHALL | 179 | 21,934 | 8 ESTE | 09-dic-21 | 14-dic-21 | GRANEL AGRICOLA ES | 33,523 | 0 | 0 | 123.08 | NAVECOPI S. DE RL. DE CV. | 1 |
| 74 | 1942 | LM 3004 | PANAMA | 88 | 3,172 | 9 SUR | 01-dic-21 | 05-dic-21 | GRANEL MINERAL | 7,230 | 0 | 0 | 65.80 | AGENCIA CONSIGNATARIA MAF | 7 |
| 75 | 2010 | LM 3004 | PANAMA | 88 | 3,172 | 9 SUR | 14-dic-21 | 16-dic-21 | GRANEL MINERAL | 7,320 | 0 | 0 | 51.35 | AGENCIA CONSIGNATARIA MAF | 8 |
| 76 | 2070 | LM 3004 | PANAMA | 88 | 3,172 | 9 SUR | 24-dic-21 | 27-dic-21 | GRANEL MINERAL | 7,264 | 0 | 0 | 72.83 | AGENCIA CONSIGNATARIA MAF | 9 |
| 77 | 1982 | MAASGRACHT | DUTCH | 142 | 9,524 | 1 N | 08-dic-21 | 14-dic-21 | CARGA GENERAL | 2,161 | 0 | 0 | 114.72 | CEVERTAM, S.A. DE C.V. | 1 |
| 78 | 1936 | MAERSK BALI | SINGAPUR | 223 | 35,835 | 13 BAHIA NORTE | 30-nov-21 | 01-dic-21 | CONTENEDORES ESPE | 23,608 | 0 | 2,321 | 16.25 | JESUS CARRILLO RAMOS | 6 |
| 79 | 1985 | MAERSK BATUR | SINGAPUR | 223 | 35,835 | 14 BAHIA NORTE | 08-dic-21 | 09-dic-21 | CONTENEDORES ESPE | 27,304 | 0 | 2,610 | 22.13 | JESUS CARRILLO RAMOS | 7 |
| 80 | 2062 | MAERSK BRANI | SINGAPUR | 223 | 35,835 | 14 BAHIA NORTE | 23-dic-21 | 26-dic-21 | CONTENEDORES ESPE | 26,319 | 0 | 2,607 | 48.28 | JESUS CARRILLO RAMOS | 7 |
| 81 | 2020 | MAERSK BULAN | SINGAPUR | 223 | 35,835 | 13 BAHIA NORTE | 16-dic-21 | 17-dic-21 | CONTENEDORES ESPE | 19,939 | 0 | 1,786 | 16.98 | JESUS CARRILLO RAMOS | 7 |
| 82 | 1974 | MAERSK SEMBAWANG | SINGAPUR | 318 | 79,702 | 14 BAHIA NORTE | 07-dic-21 | 08-dic-21 | CONTENEDORES ESPE | 24,843 | 0 | 2,187 | 17.72 | JESUS CARRILLO RAMOS | 1 |
| 83 | 2082 | MAERSK SERANGOON | SINGAPUR | 318 | 79,702 | 14 BAHIA NORTE | 27-dic-21 | 28-dic-21 | CONTENEDORES ESPE | 21,044 | 0 | 2,019 | 22.43 | JESUS CARRILLO RAMOS | 2 |
| 84 | 2004 | MAERSK YANGTZE | PORTUGAL | 279 | 65,918 | 13 BAHIA NORTE | 13-dic-21 | 14-dic-21 | CONTENEDORES ESPE | 26,513 | 0 | 2,283 | 21.35 | JESUS CARRILLO RAMOS | 8 |
| 85 | 1944 | MAIRA | PANAMA | 207 | 25,294 | 13 BAHIA NORTE | 01-dic-21 | 02-dic-21 | CONTENEDORES ESPE | 8,473 | 0 | 661 | 10.32 | HAPAG-LLOYD MEXICO S.A. DE | 8 |
| 86 | 2017 | MAPLE STAR | ISLAS MARSHALL | 180 | 23,857 | 8 OESTE | 16-dic-21 | 04-ene-22 | GRANEL AGRICOLA ES | 32,813 | 0 | 0 | 116.60 | PACVER, S.A. DE C.V. | 1 |
| 87 | 2051 | MARITIME INSPIRATION | SINGAPUR | 183 | 33,355 | 10 BAHIA NORTE | 21-dic-21 | 29-dic-21 | COMBUSTIBLE (FLUIDO | 28,166 | 0 | 0 | 54.78 | ERNESTO VARGAS OROZCO, S | 1 |
| 88 | 2024 | MARY | ISLAS MARSHALL | 270 | 71,021 | 13 BAHIA NORTE | 17-dic-21 | 18-dic-21 | CONTENEDORES ESPE | 18,171 | 0 | 2,333 | 17.48 | ALTAMARITIMA, S.A DE C.V. | 7 |
| 89 | 2075 | MATAKANA ISLAND | HONG KONG | 176 | 19,789 | 5 N | 26-dic-21 | 30-dic-21 | GRANEL AGRICOLA ES | 15,936 | 0 | 0 | 107.15 | TWIN MARINE DE MEXICO, S.A. | 1 |
| 90 | 1975 | MERSINI | 0 | 183 | 29,472 | 7 E | 07-dic-21 | 09-dic-21 | COMBUSTIBLE (FLUIDO | 32,420 | 0 | 0 | 42.50 | REPRESENTACIONES MARITIM | 4 |
| 91 | 2053 | MERSINI | 0 | 183 | 29,472 | 7 E | 22-dic-21 | 30-dic-21 | COMBUSTIBLE (FLUIDO | 35,631 | 0 | 0 | 160.87 | REPRESENTACIONES MARITIM | 5 |
| 92 | 2092 | MINERVA | SINGAPUR | 189 | 27,279 | 13 BAHIA NORTE | 30-dic-21 | 30-dic-21 | CONTENEDORES ESPE | 8,728 | 0 | 778 | 10.42 | HAPAG-LLOYD MEXICO S.A. DE | 6 |
| 93 | 2059 | MOL GRATITUDE | HONG KONG | 275 | 59,307 | 14 BAHIA NORTE | 22-dic-21 | 24-dic-21 | CONTENEDORES ESPE | 15,094 | 0 | 1,462 | 19.28 | MERITUS HOLDINGS, S.A. DE C | 8 |
| 94 | 2067 | MONTE TAMARO | SINGAPUR | 272 | 69,132 | 14 BAHIA NORTE | 24-dic-21 | 27-dic-21 | CONTENEDORES ESPE | 26,812 | 0 | 2,554 | 21.37 | JESUS CARRILLO RAMOS | 8 |
| 95 | 1968 | MSC ALTAMIRA | LIBERIA | 299 | 94,659 | 13 BAHIA NORTE | 06-dic-21 | 07-dic-21 | CONTENEDORES ESPE | 18,175 | 0 | 1,919 | 23.38 | MEDITERRANEAN SHIPPING CC | 6 |
| 96 | 2042 | MSC ANCHORAGE | LIBERIA | 299 | 94,017 | 13 BAHIA NORTE | 20-dic-21 | 23-dic-21 | CONTENEDORES ESPE | 24,516 | 0 | 3,796 | 33.30 | MEDITERRANEAN SHIPPING CC | 8 |
| 97 | 2058 | MSC CADIZ | ALEMANIA | 270 | 61,870 | 13 BAHIA NORTE | 22-dic-21 | 26-dic-21 | CONTENEDORES ESPE | 25,733 | 0 | 2,157 | 44.28 | MEDITERRANEAN SHIPPING CC | 8 |
| 98 | 2065 | MSC CELINE | PANAMA | 211 | 32,060 | 13 BAHIA NORTE | 23-dic-21 | 27-dic-21 | CONTENEDORES ESPE | 8,960 | 0 | 1,076 | 13.52 | MEDITERRANEAN SHIPPING CC | 8 |
| 99 | 1999 | MSC HANNAH | PANAMA | 211 | 32,427 | 13 BAHIA NORTE | 12-dic-21 | 14-dic-21 | CONTENEDORES ESPE | 7,222 | 0 | 1,009 | 11.28 | MEDITERRANEAN SHIPPING CC | 8 |
| 100 | 1979 | MSC MATILDE | PANAMA | 294 | 53,208 | 13 BAHIA NORTE | 08-dic-21 | 08-dic-21 | CONTENEDORES ESPE | 9,371 | 0 | 773 | 12.40 | MEDITERRANEAN SHIPPING CC | 1 |
| 101 | 1965 | MSC MEDITERRANEAN | PANAMA | 203 | 29,181 | 14 BAHIA NORTE | 06-dic-21 | 07-dic-21 | CONTENEDORES ESPE | 26,280 | 0 | 2,345 | 21.62 | MEDITERRANEAN SHIPPING CC | 4 |
| 102 | 1960 | MSC MICHAELA | PANAMA | 304 | 73,819 | 13 BAHIA NORTE | 04-dic-21 | 06-dic-21 | CONTENEDORES ESPE | 30,067 | 0 | 5,502 | 35.90 | MEDITERRANEAN SHIPPING CC | 1 |
| 103 | 1996 | MSC NOA | LIBERIA | 304 | 75,582 | 13 BAHIA NORTE | 10-dic-21 | 11-dic-21 | CONTENEDORES ESPE | 23,814 | 0 | 1,988 | 20.88 | MEDITERRANEAN SHIPPING CC | 2 |
| 104 | 2040 | MYSTIC EAGLE | ISLAS MARSHALL | 200 | 35,837 | 8 OESTE | 19-dic-21 | 31-dic-21 | GRANEL AGRICOLA ES | 49,874 | 0 | 0 | 231.08 | PACVER, S.A. DE C.V. | 1 |
| 105 | 1995 | NORDIC AQUA | PANAMA | 142 | 9,418 | 7 E | 10-dic-21 | 13-dic-21 | LIQUIDOS | 9,102 | 0 | 0 | 60.10 | ALTAMARITIMA, S.A DE C.V. | 3 |
| 106 | 2031 | NORDIC MAYA | DINAMARCA | 144 | 11,690 | 7 E | 18-dic-21 | 21-dic-21 | LIQUIDOS | 3,090 | 0 | 0 | 63.18 | ALTAMARITIMA, S.A DE C.V. | 5 |
| 107 | 2049 | NORTHERN DEBONAIR | LIBERIA | 231 | 35,975 | 7 S | 21-dic-21 | 22-dic-21 | CONTENEDORES CONY | 15,984 | 0 | 1,228 | 25.88 | ALTAMARITIMA, S.A DE C.V. | 6 |
| 108 | 1930 | NORTHERN DELEGATION | ANTIGUA Y BARBUDA | 231 | 36,007 | 7 S | 29-nov-21 | 04-dic-21 | CONTENEDORES CONY | 11,490 | 0 | 932 | 23.45 | TRANSATLANTICA AGENCIA NA | 6 |
| 109 | 2089 | NYK DIANA | PANAMA | 294 | 55,487 | 13 BAHIA NORTE | 29-dic-21 | 30-dic-21 | CONTENEDORES ESPE | 18,153 | 0 | 1,521 | 16.52 | MERITUS HOLDINGS, S.A. DE C | 3 |
| 110 | 1963 | OCEAN BREEZE | ISLAS MARSHALL | 140 | 11,669 | 9 NORTE | 05-dic-21 | 07-dic-21 | GRANEL MINERAL | 13,988 | 0 | 0 | 53.67 | ULUA SHIPPING S.A. DE C.V. | 10 |
| 111 | 2011 | OCEAN BREEZE | ISLAS MARSHALL | 140 | 11,669 | 9 NORTE | 14-dic-21 | 16-dic-21 | GRANEL MINERAL | 14,010 | 0 | 0 | 53.53 | ULUA SHIPPING S.A. DE C.V. | 11 |
| 112 | 2063 | OCEAN BREEZE | ISLAS MARSHALL | 140 | 11,669 | 9 NORTE | 23-dic-21 | 26-dic-21 | GRANEL MINERAL | 13,949 | 0 | 0 | 63.28 | ULUA SHIPPING S.A. DE C.V. | 12 |
| 113 | 2100 | OCEAN BREEZE | ISLAS MARSHALL | 140 | 11,669 | 9 NORTE | 31-dic-21 | 04-ene-22 | GRANEL MINERAL | 13,957 | 0 | 0 | 104.07 | ULUA SHIPPING S.A. DE C.V. | 13 |
| 114 | 2064 | OCEANLOVE | LIBERIA | 190 | 33,049 | 4 N | 23-dic-21 | 30-dic-21 | GRANEL AGRICOLA CO | 31,878 | 0 | 0 | 169.10 | MEXSHIPPING AGENCIA, S.A. D | 1 |
| 115 | 1943 | OLIVIA I | ISLAS MARSHALL | 271 | 70,704 | 13 BAHIA NORTE | 01-dic-21 | 02-dic-21 | CONTENEDORES ESPE | 12,014 | 0 | 1,206 | 15.38 | ALTAMARITIMA, S.A DE C.V. | 6 |
| 116 | 2037 | ONEGO RIO | PAISES BAJOS | 143 | 7,576 | 4 SR | 19-dic-21 | 23-dic-21 | CARGA GENERAL | 4,096 | 0 | 0 | 46.28 | TRANSCONTINENTAL SHIPPING | 1 |
| 117 | 2032 | OREGON HARMONY | PANAMA | 183 | 24,331 | 5 N | 18-dic-21 | 24-dic-21 | GRANEL AGRICOLA CO | 32,344 | 0 | 0 | 129.75 | MERITUS DE MEXICO, S.A. DE C | 2 |

RELACION DE BUQUES OPERADOS

Durante el mes de diciembre-2021

| No. | REG | BUQUE | PAIS BANDERA | ESLORA (M) | TRB | MUELLE | FECHA ARRIBO | FECHA ZARPE | TIPO DE CARGA | CARGA (Tons) | Vehiculos (Unid) | Contenedores (TEUS) | ESTADIA EN MUELLE (HR) | AG. CONSIG. | No. de viaje en el año |
|--------------|-----------------------------|---------------------------|-------------------|---------------|------------------|----------------|-----------------|----------------|---------------------|-------------------|---------------------|------------------------|---------------------------|------------------------------|---------------------------|
| 118 | 1992 | ORIENTAL MARGUERITE | PANAMA | 134 | 8,260 | CEM | 09-dic-21 | 11-dic-21 | LIQUIDOS | 1,303 | 0 | 0 | 13.62 | ADMINISTRADORA MARITIMA T | 12 |
| 119 | 2038 | PACIFIC VENTURE | DOMINICA | 122 | 7,522 | 1 S | 19-dic-21 | 31-dic-21 | CARGA GENERAL | 5,329 | 0 | 0 | 294.80 | ROJAS, VELA Y ASOCIADOS. S. | 1 |
| 120 | 1937 | PARITY | ISLAS MARSHALL | 190 | 24,168 | 4 NP | 30-nov-21 | 07-dic-21 | GRANEL MINERAL | 24,002 | 0 | 0 | 121.95 | TWIN MARINE DE MEXICO, S.A. | 1 |
| 121 | 1954 | PORTO CHELI | LIBERIA | 300 | 73,059 | 13 BAHIA NORTE | 03-dic-21 | 04-dic-21 | CONTENEDORES ESPE | 30,238 | 0 | 2,860 | 21.18 | JESUS CARRILLO RAMOS | 3 |
| 122 | 1973 | QUARTZ | ISLAS MARSHALL | 183 | 29,767 | 10 BAHIA NORTE | 07-dic-21 | 11-dic-21 | COMBUSTIBLE (FLUIDO | 8,381 | 0 | 0 | 71.30 | ERNESTO VARGAS OROZCO, S | 3 |
| 123 | 2012 | RAINBOW STAR | HONG KONG | 183 | 26,914 | PEMEX OTE | 14-dic-21 | 17-dic-21 | COMBUSTIBLE (FLUIDO | 19,800 | 0 | 0 | 36.47 | NAVECOPIA S. DE RL. DE CV. | 1 |
| 124 | 1938 | RCC AMSTERDAM | BAHAMAS | 200 | 58,767 | 9 SUR | 01-dic-21 | 02-dic-21 | AUTOMOVILES | 1,930 | 1,069 | 0 | 18.27 | ALTAMARITIMA, S.A DE C.V. | 2 |
| 125 | 2061 | RCC PRESTIGE | BAHAMAS | 168 | 36,834 | 1 N | 23-dic-21 | 24-dic-21 | AUTOMOVILES | 4,859 | 2,716 | 0 | 26.37 | MERITUS DE MEXICO, S.A. DE C | 6 |
| 126 | 2099 | RHODOS | LIBERIA | 270 | 71,112 | 13 BAHIA NORTE | 30-dic-21 | 02-ene-22 | CONTENEDORES ESPE | 23,227 | 0 | 2,246 | 46.37 | ALTAMARITIMA, S.A DE C.V. | 7 |
| 127 | 1537 | SANDY LANES | PALAU | 119 | 7,928 | 6 N | 18-sep-21 | 10-dic-21 | CAMBIO DE TRIPULACI | 2,187 | 0 | 0 | 57.27 | MEXSHIPPING AGENCIA, S.A. D | 1 |
| 128 | 2094 | SANTA VIOLA | LIBERIA | 275 | 65,483 | 14 BAHIA NORTE | 30-dic-21 | 31-dic-21 | CONTENEDORES ESPE | 19,543 | 0 | 2,322 | 22.47 | HAPAG-LLOYD MEXICO S.A. DE | 8 |
| 129 | 2008 | SCORPIUS | LIBERIA | 210 | 27,100 | 14 BAHIA NORTE | 14-dic-21 | 14-dic-21 | CONTENEDORES ESPE | 8,767 | 0 | 701 | 10.50 | HAPAG-LLOYD MEXICO S.A. DE | 7 |
| 130 | 1966 | SCOT STUTTGART | MALTA | 117 | 5,145 | 16 BAHIA NORTE | 06-dic-21 | 07-dic-21 | LIQUIDOS | 4,531 | 0 | 0 | 25.73 | ALTAMARITIMA, S.A DE C.V. | 1 |
| 131 | 2028 | SEALAND WASHINGTON | HONG KONG | 304 | 74,586 | 14 BAHIA NORTE | 18-dic-21 | 18-dic-21 | CONTENEDORES ESPE | 25,212 | 0 | 2,401 | 18.23 | JESUS CARRILLO RAMOS | 6 |
| 132 | 2046 | SEAMAX DARIEN | ISLAS MARSHALL | 323 | 89,097 | 13 BAHIA NORTE | 20-dic-21 | 24-dic-21 | CONTENEDORES ESPE | 21,467 | 0 | 2,730 | 24.43 | MEDITERRANEAN SHIPPING CO | 3 |
| 133 | 1959 | SEASPAN SAIGON | HONG KONG | 260 | 39,941 | 14 BAHIA NORTE | 04-dic-21 | 05-dic-21 | CONTENEDORES ESPE | 21,541 | 0 | 2,377 | 22.93 | HAPAG-LLOYD MEXICO S.A. DE | 6 |
| 134 | 1908 | SEAWAYS KOLBERG | ISLAS MARSHALL | 183 | 29,770 | PEMEX PTE | 25-nov-21 | 01-dic-21 | COMBUSTIBLE (FLUIDO | 25,973 | 0 | 0 | 135.77 | MEXSHIPPING AGENCIA, S.A. D | 1 |
| 135 | 1998 | SFL CONDUCTOR | PANAMA | 200 | 60,118 | 6 N | 11-dic-21 | 13-dic-21 | AUTOMOVILES | 8,467 | 4,731 | 0 | 64.18 | MERITUS DE MEXICO, S.A. DE C | 2 |
| 136 | 2091 | SHANGHAI HIGHWAY | PANAMA | 180 | 48,927 | 9 SUR | 29-dic-21 | 30-dic-21 | AUTOMOVILES | 3,691 | 2,356 | 0 | 24.15 | ROJAS, VELA Y ASOCIADOS. S. | 3 |
| 137 | 1956 | SIEM CICERO | LIBERIA | 200 | 56,677 | 7 E | 04-dic-21 | 07-dic-21 | AUTOMOVILES | 8,834 | 4,905 | 0 | 39.92 | MERITUS DE MEXICO, S.A. DE C | 6 |
| 138 | 1909 | SIEM CONFUCIUS | LIBERIA | 200 | 72,900 | 6 N | 25-nov-21 | 03-dic-21 | AUTOMOVILES | 8,182 | 4,386 | 0 | 34.18 | MERITUS DE MEXICO, S.A. DE C | 6 |
| 139 | 2002 | SIRIUS HIGHWAY | ISLAS MARSHALL | 200 | 75,044 | 7 E | 13-dic-21 | 14-dic-21 | AUTOMOVILES | 6,367 | 3,154 | 0 | 32.45 | ROJAS, VELA Y ASOCIADOS. S. | 3 |
| 140 | 2083 | STAR KESTREL | PANAMA | 183 | 30,068 | PEMEX PTE | 27-dic-21 | 27-dic-21 | COMBUSTIBLE (FLUIDO | 27,720 | 0 | 0 | 33.55 | NAVECOPIA S. DE RL. DE CV. | 2 |
| 141 | 2084 | STI LE ROCHER | ISLAS MARSHALL | 183 | 29,715 | PEMEX PTE | 27-dic-21 | 31-dic-21 | COMBUSTIBLE (FLUIDO | 24,640 | 0 | 0 | 55.67 | NAVECOPIA S. DE RL. DE CV. | 2 |
| 142 | 1981 | STI MANHATTAN | ISLAS MARSHALL | 183 | 29,806 | PEMEX PTE | 08-dic-21 | 10-dic-21 | COMBUSTIBLE (FLUIDO | 8,848 | 0 | 0 | 28.18 | NAVECOPIA S. DE RL. DE CV. | 3 |
| 143 | 1883 | STI ONYX | ISLAS MARSHALL | 183 | 29,725 | PEMEX OTE | 19-nov-21 | 01-dic-21 | COMBUSTIBLE (FLUIDO | 23,810 | 0 | 0 | 164.97 | MERITUS HOLDINGS, S.A. DE C | 2 |
| 144 | 1951 | STI VIRTUS | ISLAS MARSHALL | 183 | 29,875 | 7 E | 02-dic-21 | 05-dic-21 | COMBUSTIBLE (FLUIDO | 34,502 | 0 | 0 | 52.28 | REPRESENTACIONES MARITIM | 1 |
| 145 | 2003 | STINNES ZEPHIR | ANTIGUA Y BARBUDA | 144 | 12,795 | 6 S | 13-dic-21 | 16-dic-21 | CARGA GENERAL | 3,783 | 0 | 16 | 64.70 | MEXMARINE AGENCIA, S.A. DE | 4 |
| 146 | 2050 | STOLT AGUILA | ISLAS CAIMAN | 124 | 7,603 | CEM | 21-dic-21 | 22-dic-21 | LIQUIDOS | 3,001 | 0 | 0 | 21.32 | AGENCIA CONSIGNATARIA DEL | 12 |
| 147 | 1988 | STOLT QUETZAL | ISLAS CAIMAN | 123.85 | 7,603 | CEM | 09-dic-21 | 10-dic-21 | LIQUIDOS | 7,498 | 0 | 0 | 20.93 | AGENCIA CONSIGNATARIA DEL | 8 |
| 148 | 1990 | STOLT SKUA | ISLAS CAIMAN | 112 | 5,351 | 7 E | 09-dic-21 | 10-dic-21 | LIQUIDOS | 3,112 | 0 | 0 | 22.13 | AGENCIA CONSIGNATARIA DEL | 5 |
| 149 | 1940 | TOLTEN | LIBERIA | 299.96 | 88,586 | 14 BAHIA NORTE | 01-dic-21 | 02-dic-21 | CONTENEDORES ESPE | 36,058 | 0 | 2,993 | 28.12 | HAPAG-LLOYD MEXICO S.A. DE | 6 |
| 150 | 2055 | TOMAR | MALTA | 199.99 | 61,328 | 7 S | 22-dic-21 | 23-dic-21 | AUTOMOVILES | 2,548 | 1,211 | 0 | 20.25 | TRANSMARINE NAVIGATION DE | 1 |
| 151 | 1925 | TONGALA | MALTA | 199.99 | 61,106 | 1 N | 28-nov-21 | 01-dic-21 | AUTOMOVILES | 1,083 | 482 | 0 | 17.50 | TRANSMARINE NAVIGATION DE | 2 |
| 152 | 1949 | TORM LILLY | DINAMARCA | 183 | 29,331 | PEMEX OTE | 02-dic-21 | 15-dic-21 | COMBUSTIBLE (FLUIDO | 25,249 | 0 | 0 | 179.15 | ERNESTO VARGAS OROZCO, S | 3 |
| 153 | 2048 | TORM LOKE | SINGAPUR | 183 | 29,708 | PEMEX PTE | 21-dic-21 | 27-dic-21 | COMBUSTIBLE (FLUIDO | 26,849 | 0 | 0 | 150.05 | ERNESTO VARGAS OROZCO, S | 1 |
| 154 | 1932 | UBC STOCKHOLM | CYPRUS | 171.93 | 21,018 | 6 S | 29-nov-21 | 09-dic-21 | CARGA GENERAL | 19,379 | 0 | 0 | 218.95 | ULUA SHIPPING S.A. DE C.V. | 3 |
| 155 | 2014 | UBC TORONTO | CYPRUS | 182.59 | 24,140 | 17 BAHIA NORTE | 15-dic-21 | 18-dic-21 | GRANEL MINERAL | 33,000 | 0 | 0 | 80.03 | ULUA SHIPPING S.A. DE C.V. | 1 |
| 156 | 2041 | UBC TORONTO | CYPRUS | 182.59 | 24,140 | 2 N | 20-dic-21 | 28-dic-21 | CARGA GENERAL | 19,248 | 0 | 0 | 172.73 | ULUA SHIPPING S.A. DE C.V. | 2 |
| 157 | 1945 | USMA | ISLAS MARSHALL | 195.26 | 30,701 | 10 BAHIA NORTE | 01-dic-21 | 06-dic-21 | COMBUSTIBLE (FLUIDO | 36,809 | 0 | 0 | 63.88 | ERNESTO VARGAS OROZCO, S | 1 |
| 158 | 2033 | VALVERDE | MALTA | 183.1 | 29,987 | PEMEX OTE | 19-dic-21 | 29-dic-21 | COMBUSTIBLE (FLUIDO | 15,630 | 0 | 0 | 142.75 | REPRESENTACIONES TRANSP | 2 |
| 159 | 1994 | VEGA VELA | ISLAS MARSHALL | 147.82 | 9,931 | 7 S | 10-dic-21 | 11-dic-21 | CONTENEDORES CONY | 7,621 | 0 | 813 | 22.55 | SEAMARITIMA, S.A. DE C.V. | 8 |
| 160 | 2018 | VELOS AQUARIUS | ISLAS MARSHALL | 183.2 | 29,266 | PEMEX OTE | 16-dic-21 | 18-dic-21 | COMBUSTIBLE (FLUIDO | 10,912 | 0 | 0 | 29.75 | MEXSHIPPING AGENCIA, S.A. D | 4 |
| 161 | 1958 | WOORYANG DANDY | KOREA | 189.99 | 32,987 | 4 SP | 04-dic-21 | 07-dic-21 | CARGA GENERAL | 14,140 | 0 | 0 | 74.90 | TRANSMARINE NAVIGATION DE | 2 |
| 161 | diciembre-2021 | Totales | | 31,833 | 5,918,134 | | | | | 2,621,405 | 67,811 | 98,262 | 11,059 | | |
| | | Promedio por buque | | 197.7 | 36,758.6 | | | | | 16,282 | | | 68.7 | | |
| 2,012 | Enero-diciembre-2021 | Totales | | 31,833 | 5,918,134 | | | | | 32,055,244 | 823,701 | 1,165,043 | 11,059 | | |
| | | Promedio por buque | | 15.8 | 2,941.4 | | | | | 15,932 | | | 67.1 | | |



DIRECTORIO
ING. ROMEL EDUARDO LEDEZMA ABAROA
DIRECTOR GENERAL

Ing. Fernando Troncoso Torres
Gerente de Operaciones.

Lic. Isaura Rosales Montes
Subgerente de Operaciones y Almacenes

Ing. Roberto Salazar Loredo
Jefe del Depto. de Estadística

Este documento se elaboró en la Gerencia de Operaciones de la Administración del Sistema Portuario Nacional Veracruz, S.A. de C.V.

Con la información proporcionada por las empresas, cesionarios y prestadores de servicios del puerto:

- ✓CARGILL Terminal Veracruz.
- ✓Corporación Integral de Comercio Exterior, S. A. de C. V. (CICE)
- ✓Corporación Portuaria de Veracruz, S. A. de C. V. (CPV)
- ✓Excellence Sea & Land Logistics, S.A. DE C.V.
- ✓Internacional de Contenedores Asociados de Veracruz, S. A. de C. V. (ICAVE)
- ✓Petróleos Mexicanos Refinación (Residencia de Op. Marítimo Portuarias en Veracruz)
- ✓Remolque y Lanchaje del Puerto.
- ✓Saam Towage México, S.A. de C.V.
- ✓Servicios de Integración para Productos Básicos, S.A. DE C.V. (SIPBB)
- ✓Servicios Especiales Portuarios, S. A. de C.V. (SEPSA)
- ✓SSA México, S.A. De C.V.
- ✓Terminal de Cargas Especializadas, S. A. de C.V. (TCE)
- ✓Terminal de Marítima de Veracruz, S. A. de C.V. (TMV)
- ✓Vopak Terminals México, S.A. de C.V.
- ✓Puertos Especializados Transnacionales Petra, S.A. de C.V. (GRAMOSA)
- ✓Opever, S.A. de C.V. (LOGRA)
- ✓ESJ Renovable III, S.A. de C.V. (IENOVA)

Para cualquier duda, observación o aclaración de datos favor de dirigirse a los tels.

923-21-70 ext. 72955 (Depto de estadística)

923-21-70 ext. 72926 (Subgerencia de Operaciones)

923-2170 ext.72914 (Gerencia de Operaciones)

Visite nuestro sitio en Internet en www.puertodeveracruz.com.mx

y dirija sus e-mails a: rsalazar@puertodeveracruz.com.mx

Veracruz, Ver. a 14 de enero de 2022